



**POLARIS**

OFF ROAD

2023 MODEL CATALOGUE





# YOU NEVER SETTLE. NEITHER DO WE.

Powering passion and pioneering new possibilities for all those who play, work and THINK OUTSIDE. Everything we design, engineer and build is driven by off-road enthusiasts like you — by your passions, your dreams and your to-do lists. We listen to what you have to say, then reimagine and reinvent vehicles capable of doing what others can't. We get it — we're enthusiasts too and understand the joy of off-roading and working smart. That's why we don't just do what's next. We do what's never been done. All so you can go wherever adventure takes you and make the most of your time at work and play.

TABLE OF CONTENTS	
SPORTSMAN	4
RANGER	28
GENERAL	58
RZR	64
YOUTH	82
SPECIFICATIONS	84





# BUILT FOR YOU TO TAKE CONTROL



## SPORTSMAN

### LEGENDARY TOUGH

SPORTSMAN combines legendary smoothness, unstoppable versatility and an ease of use that the competition continues to chase. With more than one million sold, it's the world's #1 automatic 4x4 ATV for trail and adventure riders, hunters, ranchers and anyone who wants to explore the outdoors.



### SMOOTHEST

All-day comfort, stability and control through class-leading suspension and the unmatched traction of the industry's quickest-engaging all-wheel drive.



### STRONGEST

The toughness and confidence that come from uncompromising build quality and rock-solid durability, giving you the strength to take on any terrain.



### MOST VERSATILE

Convenient storage, built-in accessory integration, RIDE COMMAND® technology and ease-of-ownership give you the ability to ride any trail and take on any task.





# FORGE NEW PATHS WITH LEGENDARY PERFORMANCE

UP TO  
**29.6cm**  
GROUND  
CLEARANCE

SPORTSMAN® 570 SP

**363kg**  
BOX  
CAPACITY

SPORTSMAN® 570 6X6  
BIG BOSS

UP TO  
**680kg**  
TOWING  
CAPACITY

SPORTSMAN® XP 1000



T



## SPORTSMAN® TOURING 570

- » UP TO 556 KG TOWING CAPACITY
- » UP TO 27.9 CM GROUND CLEARANCE

T



## SPORTSMAN® 570 SP

- » UP TO 680 KG TOWING CAPACITY
- » UP TO 29.2 CM GROUND CLEARANCE

T



## SPORTSMAN® 570 X2 EPS

- » UP TO 556 KG TOWING CAPACITY
- » UP TO 27.9 CM GROUND CLEARANCE

T



## SPORTSMAN® 6X6 EPS

- » UP TO 680 KG TOWING CAPACITY
- » UP TO 29.2 CM GROUND CLEARANCE

## CHOOSE YOUR SPORTSMAN®

### SPORTSMAN® XP 1000

- » UP TO 680 KG TOWING CAPACITY
- » UP TO 29.2 CM GROUND CLEARANCE



### SPORTSMAN® XP 1000 S

- » UP TO 794 KG TOWING CAPACITY
- » UP TO 36.8 CM GROUND CLEARANCE







# POLARIS SPORTSMAN<sup>®</sup> 570

## UNMATCHED UTILITY.

The most trusted ATV in the industry just got better. The Sportsman 570 has greater smoothness, strength and versatility than ever before, and all coupled with a bold design and our legendary ride and handling.



### EVEN SMOOTHER

Now even smoother with increased front suspension travel joining our best-in-class independent rear to absorb bumps of all sizes. The industry's fastest engaging true on demand all-wheel drive system and increased class-leading ground clearance gives you the traction and capability to ride over even bigger obstacles.

### STRONG AND DURABLE

Quieter, more durable and easier to own. A new powerful battery with easy charging access ensures reliable starts. New sealed suspension bushings stay smooth and quiet, plus cut way down on maintenance.

### TRULY VERSATILE

More accomplished than ever before with best-in-class integrated storage, an increased 1,500 lb. towing capacity and a combined 270 lb. rack capacity. And with hundreds of available accessories, you can add even more versatility to fit your off-road lifestyle.

### TRUE ON DEMAND ALL-WHEEL DRIVE

Just about every ATV claims to have four-wheel-drive but only Sportsman can sense the slightest of wheel spin and then automatically and instantly deliver power to the wheels with traction.

### EASY ACCESS BATTERY CHARGING

The Sportsman 570 is easier to own with convenient maintenance access including a dash mounted engine battery charging port, perfect for short-term storage.



### PROSTAR ENGINE

Power that's both strong and easy to use. Whether you're just idling around the yard, pulling a big load or ripping down a trail, the electronic fuel injection gives you predictable response and efficiency.

### LARGER 25" 6-PLY TYRES

Ride over big obstacles with more confidence, additional traction and greater clearance of 25" tyres with tough, puncture and pinch-resistant 6-ply composition.

### SEALED SUSPENSION BUSHINGS

Keep mud, dirt and water out and eliminate unwanted suspension squeaks with new sealed bushings for smoother travel and reduced maintenance.

### CLASS-LEADING 24.1 CM OF TRAVEL

No one can match the smooth ride of our legendary independent rear suspension with a class-leading 9.5" of travel. You get comfort and confidence whether you're hauling gear or running with friends on the trail.

### SMOOTHER ENGINE BRAKING

Enjoy smoother acceleration and deceleration with improved clutching and integrated Engine Braking System (EPS and Premium Models).







# FEATURES AND BENEFITS - SPORTSMAN® 570

The most trusted ATV in the industry just got better.

## THE ICON, BETTER THAN EVER

Introducing the next generation of the world's smoothest, strongest, and most versatile ATVs.

## SMOOTHEST

Now even smoother with increased front suspension travel joining our best-in-class independent rear to absorb bumps of all sizes. The industry's fastest engaging true on-demand all-wheel drive system and increased class-leading ground clearance gives you the traction and capability to ride over even bigger obstacles.

## STRONGEST

Quieter, more durable and easier to own. A new powerful battery with easy charging access ensures reliable starts. New sealed suspension bushings stay smooth and quiet, plus cut way down on maintenance. And larger 25" tyres have a tough 6-ply construction to reduce unexpected punctures.

## MOST VERSATILE

More accomplished than ever before with best-in-class integrated storage, an increased 680 kg towing capacity and a combined 122.5 kg rack capacity. And with hundreds of available accessories, you can add even more versatility to fit your off-road lifestyle.



# 570 MAKE IT YOURS

**WORK HARD AND GET IT DONE** with Polaris Engineered Accessories. Find everything you need to outfit your trusted partner for the task at hand.

## COMFORT ESSENTIALS

**DOMINATE THE TRAILS** with a combination of ultimate comfort and style with our trail-focused accessories. Get the most out of your Sportsman with this collection of accessories to help extend your day out on the trails.

## WORKER

**CONQUER THE TOUGHEST OUTDOOR TASKS** with the capabilities of your Sportsman. Haul your tools, gear, and more with our utility-focused accessories, designed to help you get the job done around your property, farm, or ranch.

## HUNTER

**MAKE YOUR SPORTSMAN YOUR NEW FAVORITE HUNTING PARTNER.** Navigate the trail and rough terrain with your hunting gear secure. Our unrivaled range of hunt accessories gives you even more reasons to get out — and stay out riding.

## WINTER

**GET MORE DONE** with your Sportsman no matter what season it is. Conquer the toughest winter chores with our winter accessories to maximize comfort while plowing more snow in colder weather.

SPORTSMAN® 570

567CC	UP TO 42.1Nm	17L	UP TO 680KG	UP TO 232KG	82KG	2UP	377KG	UP TO 29.6CM	UP TO 24.1CM
DISPLACEMENT	TORQUE	FUEL CAPACITY	TOWING CAPACITY	PAYLOAD CAPACITY	BOX CAPACITY	SEATING CAPACITY	EST. DRY WEIGHT	GROUND CLEARANCE	SUSPENSION TRAVEL

FOR MORE DETAILS AND TO DISCOVER THE FULL RANGE OF POLARIS ENGINEERED ACCESSORIES DOWNLOAD THE LATEST PGA CATALOGUE ONLINE.

POLARIS



## SPORTSMAN® 570 EPS BLACK PEARL EDITION

- » Special Edition Black Pearl premium colour metallic paint finish
- » Electronic Power Steering
- » Engine Breaking System
- » User selectable blue/red back lighting and brightness
- » 33 cm ground clearance
- » 3 up rated seating capacity
- » 454 kg box capacity
- » 1,134 kg towing capacity
- » 27" Maxxis tyres and Aluminium Wheels



## SPORTSMAN® 570 ÖHLINS EDITION

- » Special Edition Turbo Silver premium colour metallic paint finish
- » Electronic Power Steering
- » User selectable blue/red back lighting and brightness
- » 30.5 cm ground clearance
- » 3 up rated seating capacity
- » 454 kg box capacity
- » 1,134 kg towing capacity
- » 27" tyres
- » Winch
- Image for illustration purposes only.



## SPORTSMAN® 570 EPS AGRI PRO EDITION

- » Carbon-fibre and metal heat shields
- » Durable steel racks on the front and rear
- » New rear shock springs
- » Sealed battery
- » Variable low-speed limiter
- » Tractor homologation
- » In-mold plastics
- » 12" steel wheels
- » Speed variator with larger range and Geofencing / Ride Command app
- » Metal front and rear rack



## SPORTSMAN® 570 EPS HUNTER EDITION



- » Polaris® 2500 winch
- » Front and rear racks
- » Front and rear brush guards
- » Hand and thumb warmers
- » Polaris® Pursuit Camo finish
- » 34 cm ground clearance
- » 191 kg payload capacity
- » 2 up rated seating capacity
- » 41 kg front rack capacity
- » 82 kg rear rack capacity
- » 680 kg towing capacity
- » 14" aluminium alloy wheels in matte black







# POLARIS SPORTSMAN<sup>®</sup> 6X6 570



## THE ULTIMATE 6X6 BUILT TOUGH FOR THE BIGGEST JOBS

Heavy-duty chassis, ProStar<sup>®</sup> engine with dual overhead cams and Electronic Fuel Injection (EFI) to keep you moving in any weather. Add 1,500 lb towing, 1,115 lb payload capacity and 800 lb dumping rear box to be ready for anything. An ATV purpose-built to tackle the toughest jobs with ease.



### RIDE HARDER

Navigate tight corners and tough terrain with 9.5" travel with Independent Rear Suspension (IRS), 11.5" ground clearance and an integrated passenger system to keep you both comfortable and planted on all tyres all-day long.

### DURABLE. RELIABLE. LEGENDARY TOUGH.

6x6 True On Demand AWD for ultimate traction, the Engine Braking System (EBS) with Active Descent Control (ADC), industry's largest cargo system and high-volume 6.75 gal. fuel tank this Sportsman will never quit before you do.

- Versatile 1-up and 2-up Integrated Passenger Seating System
- Close-Ratio True On-Demand AWD/2WD
- 567cc ProStar Engine
- Variable Assist Electronic Power Steering (EPS)
- 9.5" Travel Independent Rear Suspension
- Engine Braking System (EBS) with Active Descent Control (ADC)
- 1,115 lb Payload Capacity







# POLARIS SPORTSMAN<sup>®</sup> X2 570



## 1-UP OR 2-UP FLEXIBILITY IN ONE HARD WORKING ATV.

True On-Demand All Wheel Drive (AWD), variable assist Electronic Power Steering (EPS) and 9.5" travel with Independent Rear Suspension (IRS) allows you and your passenger all-day comfort and confident handling on any ride.



## INDUSTRY'S BEST RIDE & HANDLING

Do more work and hit more trails with the most versatile 1-Up & 2-Up configurations you can find on an ATV.

## POWER & CAPABILITY WHERE YOU NEED IT

The powerful ProStar<sup>®</sup> 570 engine, 25" tires and industry-best 11.25" of ground clearance gives you the performance and trail capability only a Sportsman ATV can deliver.

## MASSIVE PAYLOAD & TOWING TO GET MORE DONE

Tackle any job with massive 1,225 lb of towing capacity, 705 lb of payload capacity and a rear dump box with 400 lb capacity.



## SPORTSMAN X2 570 EPS NORDIC PRO







# POLARIS SPORTSMAN<sup>®</sup> TOURING 570



## RIDE LONGER AND FURTHER

Industry's fastest-engaging all-wheel drive handles around corners and class-leading ground clearance maneuvers over rocks without hesitation.

Pair that with 30 litres of sealed storage and factory-installed third headlight you to can ride for as long as you want.



## RIDE COMFORTABLE

Efficient underbody airflow makes for a comfortable, cooler and quieter ride, while the 241 mm rear suspension travel keeps the ride smooth even when the trail isn't.



## BEST IN CLASS TOURING COMFORT

2-up versatility offers integrated passenger seat system purposefully designed for comfort & support. Includes all the features of the 570 plus High Output Electronic Power Steering (EPS).

# POLARIS SPORTSMAN<sup>®</sup> TOURING XP 1000



## SAFETY AND PERFORMANCE IN YOUR HANDS

Get power and traction right when you need it with the industry's fastest-engaging True All-Wheel Drive system. And with the standard Engine Braking System (EBS) and Active Descent Control (ADC) taking you down steep grades safely and in control, all you need to do is enjoy the ride.



## GO FURTHER AND CONQUER MORE

All-day comfort for you and your passenger as you traverse the tightest corners and toughest obstacles with ease, enabled by 11.5" of ground clearance and legendary Independent Rear Suspension with 10" of rear travel.



## DISCOVER WHAT YOU'VE BEEN MISSING

Experience the great outdoors with the power, capability and comfort of the Sportsman Touring XP 1000. It's the perfect vehicle for you and passengers to discover what lies beyond the next turn of the trail.





# POLARIS SPORTSMAN<sup>®</sup> XP 1000



## ULTIMATE FREEDOM WITH THE ULTIMATE SPORTSMAN

Grab hold of your outdoor adventure with the freedom provided by the Sportsman XP 1000. Best-in-class power to accelerate faster, pull harder and haul more. Unstoppable traction of the industry's fastest-reacting All-Wheel-Drive system. And refined suspension brings comfort and confidence to take on the rugged off-road.



### POWER THROUGH THE ELEMENTS

Take on the outdoors with best-in-class power from the ProStar engine. Smooth, and reliable with a broad torque-curve for power that's easy to manage at slow speeds yet incredibly strong when you need it to pull, haul cargo or when you simply want to move on out.

### CONFIDENCE FOR THE ROAD LESS TRAVELLED

No other ATV has built a stronger reputation for ride and handling than Sportsman. With the industry's only independent rear suspension, 10.25" (26 cm) travel and 11.5" (29,2 cm) of ground clearance, Sportsman is smooth, predictable and comfortable, giving you the confidence on the trail.

### AS UNSTOPPABLE AS YOU ARE

With 1,500 lbs. (680 kg) of towing capacity, 575 lbs. (261 kg) of payload, the strength of steel reinforced racks and the convenience of 8-gallons of integrated storage, nothing can stop you. Whether you're hauling, towing or simply riding, Sportsman can take you there.

### TRAIL-READY VEHICLE PROTECTION

Ride with added confidence and improved safety with integrated LED lower headlights. Each blast a high-intensity, dual pattern beam for additional distance and enhanced peripheral vision. Accent brow lighting also adds to the distinctive style.



### RIDE IN AND ALWAYS MAKE IT OUT

Ride confident with the Polaris HD 2,500 winch ready to get you out or pull obstacles out of your path.

### BOLD STYLING

Color-match painted springs making the premium paint, graphics and component package ready to stand apart on the trail.

### TOWERING 36.8 CM CLEARANCE

The world knows no limits when it comes to terrain, which is why we rose above the expected and developed an ATV delivering a terrain shattering 36.8 cm of ground clearance. Combined with the wide, stable stance and long-travel suspension, little can stand in the way between you and destinations unknown.

### UNCOMPROMISING CONTROL.

New ProSteer Technology eliminates bump-steer and allows the XP 1000 S to deliver fluid, predictable steering with assured confidence in challenging terrain at even more challenging speeds.





# POLARIS SCRAMBLER<sup>®</sup> XP<sup>®</sup> 1000



## ON THE THROTTLE THRUST

Grab a handful and let the instant hit of the performance-tuned ProStar engine set you back and propel you forward at the same time with a rush of acceleration.

## TAME MORE TERRAIN

Scrambler has the right tools to tackle the wildest trail. Crank the bars and feel the assured bite of the 26" race-bred tyres, then squeeze the throttle and listen to the howl of the sport-tuned, dual-low stainless-steel exhaust.

## BREAK OUT FROM THE PACK

Corner tighter, accelerate quicker and push the edge of a rugged trail with SCRAMBLER<sup>®</sup> XP 1000. Built upon a tough as nails chassis and infused with a sport performance edge that never follows.

## RISE ABOVE OBSTACLES

Large rocks, deep ruts and unforeseen stumps offer little resistance to the SCRAMBLER<sup>®</sup> XP 1000 and its impressive 11.5" of ground clearance.

## SMOOTH FOR THE RUGGED

Independent Rear Suspension is calibrated for sport performance for optimum control at speed and premium all-day comfort over harsh terrain.

## SURE-FOOTED CONFIDENCE

Ride with the freedom to choose. Scrambler's 48" (123,4 cm) wide stance gives you access to trail widths of your choosing with stability and traction for optimum acceleration and cornering.



# COMFORT IN PERFORMANCE

Since day one Scrambler has defined the sport ATV category and continues to push boundaries with a design that improves rider mobility, control and comfort with a sculpted seat, wider floorboards and narrowed cockpit.





# POLARIS SPORTSMAN<sup>®</sup> XP<sup>®</sup> 1000 S



## NOT REINFORCED... REDESIGNED

If you want to completely reinvent the ATV, you need to start at the foundation, which is exactly what we did. The entire chassis of the SPORTSMAN<sup>®</sup> XP was developed to work in harmony with the bold performance attributes it delivers.



## STRONGER TRANSMISSION

Some ATVs look tough, but we knew the new SPORTSMAN<sup>®</sup> XP 1000 S had to deliver which is why we completely redesigned the transmission with 25% stronger components to work in harmony with the increase in travel, ground clearance and larger tyres.



## UNCOMPROMISING CONTROL

New ProSteer Technology eliminates bump-steer and allows the XP 1000 S to deliver fluid, predictable steering with assured confidence in challenging terrain at even more challenging speeds.



## UNEXPECTED. UNPRECEDENTED.

It's time to break the rules with the industry's first sport-utility ATV boasting a massive 139.7 cm wide stance. Featuring jaw-dropping capabilities, it redefines control, reinvents durability and reimagines the segment.

# POLARIS SCRAMBLER<sup>®</sup> XP<sup>®</sup> 1000 S



## RZR<sup>®</sup> S FRONT DIFFERENTIAL

We utilised the front differential and half-shafts of the the RZR<sup>®</sup> XP 1000 and brought a 15% increase in component strength, delivering rugged dependability with unquestioned confidence for the SCRAMBLER<sup>®</sup> XP 1000 S.



## MORE TRAVEL WITH MORE CONTROL

Unshackle yourself from conventional thinking and experience control without sacrifice. The SCRAMBLER<sup>®</sup> XP 1000 S delivers a series of industry-first designs including a new long-travel suspension system that crushes terrain with uncanny smoothness, ground clearance and larger tyres.



## BUMPSTEER ELIMINATION

The SCRAMBLER<sup>®</sup> XP 1000 S virtually eliminates bumpsteer through an exclusive ProSteer steering design for a level of fluid precision that is destined to turn the industry on its ear.



## SHATTER THE STATUS QUO

We've redefined the ATV by every measure — an aggressive 139.7 cm stance elevates performance and stability. Bold 27" Duro<sup>®</sup> Powergrip tyres deliver maximum grip and control; and a jaw-dropping 35.5 cm of suspension travel dominates the most unrelenting terrain.





# FEATURES AND BENEFITS - SPORTSMAN® XP 1000

## MAKE A POWERFUL STATEMENT

Tackle the world head-on with best-in-class power. Feel the earth move as you unleash the raw thrust of our ProStar® engine; and a high-performance, All-Wheel Drive system for optimum traction in any situation.

## SIGNATURE PERFORMANCE, PREMIUM FEATURES

The SPORTSMAN® XP 1000 is more than just the industry's most powerful and most capable ATV, it's also the best equipped - with premium features you want and the confidence of factory installation.

## NEW ULTIMATE BUMPER WITH INTEGRATED WINCH

Crafted from rugged, high-strength steel and contoured perfectly around the bold lines of the SPORTSMAN® XP 1000, the new bumper with integrated winch mount delivers maximum protection and gives you the confidence to push harder.

## GET NOTICED WITH AN OPTIONAL HIGH-INTENSITY LED THIRD BRAKE LIGHT

Whether riding under the cover of darkness or dusty conditions, the optional mid-mount LED third brake light can be perfectly integrated to deliver high-intensity visibility for added confidence and safety.



SPORTSMAN® XP 1000

952CC	UP TO 93.6Nm	19.9L	UP TO 680KG	UP TO 261KG	110KG	2UP	374KG	UP TO 29.2CM	UP TO 26CM
DISPLACEMENT	TORQUE	FUEL CAPACITY	TOWING CAPACITY	PAYLOAD CAPACITY	BOX CAPACITY	SEATING CAPACITY	EST. DRY WEIGHT	GROUND CLEARANCE	SUSPENSION TRAVEL

# XP 1000 - XP 1000 S

**WORK HARD AND GET IT DONE** with Polaris Engineered Accessories. Find everything you need to outfit your trusted partner for the task at hand.

## COMFORT ESSENTIALS



## WORKER



## HUNTER



## WINTER



FOR MORE DETAILS AND TO DISCOVER THE FULL RANGE OF POLARIS ENGINEERED ACCESSORIES DOWNLOAD THE LATEST PGA CATALOGUE ONLINE.





# WORKS AS HARD AS YOU DO

## ***RANGER***

**HARDEST WORKING. SMOOTHEST RIDING.**

Whether you're on the job or off, you can count on RANGER to deliver legendary performance and unmatched strength, comfort and capability — day after day and year after year. That's why RANGER has been trusted by farmers, ranchers, hunters and homeowners for more than a decade.



### **STRONGEST**

Strength and durability you can rely on each and every day. With ease of service, more uptime and quiet operation that's made to last.



### **MOST CAPABLE**

The confidence to work hard and play hard, with the ability to handle almost any terrain, get tough jobs done, ride harder and go farther.



### **MOST COMFORTABLE**

A smooth ride and premium interior keep you comfortable all day long with integrated storage for all your gear and supplies.





# POLARIS RANGER<sup>®</sup> DIESEL DELUXE



## DIESEL GOES DELUXE



### RELIABILITY & DURABILITY: BUILT FOR THE HEAVY-DUTY LONG HAUL

The RANGER Diesel Deluxe is made to perform to the highest standards for years to come.

- Seats with thicker cushioning
- Matte Titanium colour
- LED headlights
- 12" Aluminium Wheels
- Maxxis Tyres
- Premium steering wheel
- Mud guards
- Digital gauge
- Industry best Donaldson air filter
- True on-demand AWD
- 24 HP Kubota Engine
- Sealed bearings and bushings
- Heavy-duty steering rack
- Easy access radiator panel
- Tough one piece chassis
- 8-vent heater kit
- Dual bin under seat dry storage box
- Noise reduction system
- More leg room
- 2.5 cm deeper box



### PERFORMANCE: CAPABLE ONLY SCRATCHES THE SURFACE

Featuring an unrivaled amount of towing capacity (1134 kg), payload capacity (719 kg) and ground clearance (33 cm), it's always in a position to make work happen.

### MORE STORAGE. MORE COMFORT.

With over 200 engineered accessories, added seat cushioning, and 17% more storage, you're able to customise and elevate every ride with the RANGER Diesel Deluxe.

### A WHOLE NEW KIND OF RANGER TOUGH

The RANGER Diesel and RANGER Diesel Deluxe models have a new isolated front drive. The rubber mounting isolates the front drive vibration from the chassis and passengers by providing for flex and movement based on driveline torque, improving passenger comfort.

The upsized mounting hardware provides 45% more strength, five key changes to provide maximum driveline confidence, and a 15% stronger chassis specifically redesigned around the new front-drive isolation mounts.

Both Diesel models also feature a new handbrake handle, Pro Armor® X-Terrain 27-inch tyres and quality improvements





# POLARIS RANGER DIESEL



THE ULTIMATE COMBINATION  
OF PRICE AND PERFORMANCE



FLIP-UP  
PASSENGER  
SEAT



DEEPER,  
HIGHER CAPACITY BOX



200+  
COMPATIBLE ACCESSORIES



CLASS-LEADING  
GROUND CLEARANCE

Boasting class-leading ground clearance, increased by 20% to 33 cm, the RANGER® Diesel is equipped with Dual A-Arm suspension on the front and with Dual A-Arm Independent Rear Suspension (IRS) fitted with 27.9 cm of suspension travel. The suspension brushes are sealed for ease of maintenance, with stabiliser bars fitted to the front and rear.



CLASS-LEADING TOWING CAPACITY





# FEATURES AND BENEFITS - RANGER® DIESEL / DELUXE

The RANGER® Diesel and Diesel Deluxe feature a Kubota diesel engine, upgraded chassis and superior levels of comfort, handling and driving capabilities. The modern rugged design, next-level in-cab comfort and industry- leading towing and ground clearance make it the hardest-working, smoothest-riding SxS ever built.

**PERFORMANCE: Capable only Scratches the Surface**

Featuring an unrivalled amount of towing capacity (1,134 kg), payload capacity (719 kg) and ground clearance (33 cm), it's always in a position to make work happen.

**REFINEMENT: New Styling. More Storage. More Comfort**

With over 200 engineered accessories, added seat cushioning, and 17% more storage, you're able to customize and elevate every ride with the RANGER® Diesel.

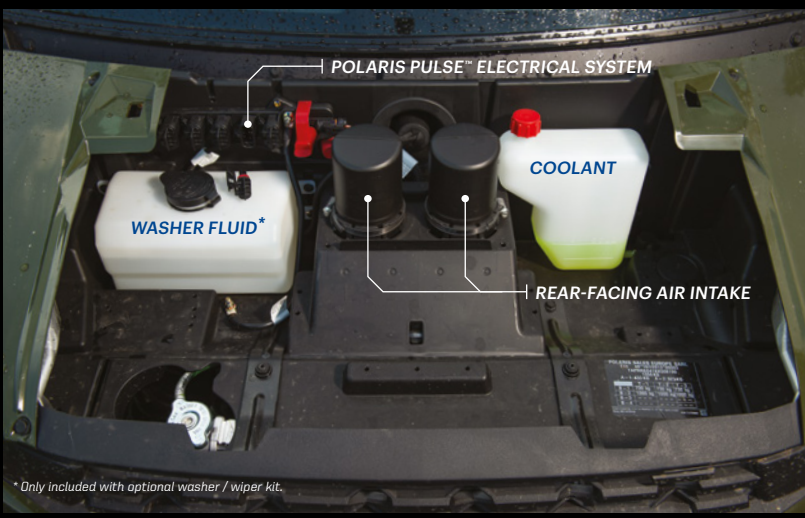
**RELIABILITY & DURABILITY: Built for the Heavy-Duty Long Haul**

The new RANGER® Diesel is made to perform to the highest standards for years to come.

Industry best Donaldson air filter

2-piece CV sealed system

Mud block-off panels



898CC	55.2Nm	43.5L	1,134KG	720KG	435KG	3UP	766KG	33CM	27.9CM
DISPLACEMENT	TORQUE	FUEL CAPACITY	TOWING CAPACITY	PAYLOAD CAPACITY	BOX CAPACITY	SEATING CAPACITY	EST. DRY WEIGHT	GROUND CLEARANCE	SUSPENSION TRAVEL



**THE DIESEL ENGINE**

The three-cylinder diesel engine is the most powerful in its class, delivering 55.2 Nm of torque, paired with more consistent power and better torque distribution for a smoother ride. The RANGER® Diesel has the highest top speed in its class of 40 mph.

**LONGEVITY**

With a lower cost of ownership thanks to 200 hours between oil service intervals, plus a longer filter life, better seal against dirt and dust, and less oil consumption, the RANGER® Diesel is built for the heavy-duty long haul.

**OFF-ROAD CAPABILITIES**

The RANGER's upgraded off-road capabilities give it the highest marks in high-performance reliability. Improved driving and handling delivers a more stable ride on any terrain, with better uphill power and a tighter turning radius to get the work done, faster.

**UPGRADED CHASSIS**

Boasting an aggressive style with its one-piece chassis. More rugged throughout with reduced flex, the chassis design is even more robust for an improved ride; offering a large front bumper with integrated winch mount, plus a full body skid plate for 50% more protection to the underside of the vehicle.

**INTERNALLY**

The wider chassis seats three people with more legroom to get in and out of the vehicle. The plusher seats feature 2.5 cm of extra cushioning with a flip-up passenger seat, and there's 17% more storage with six cup holders and two glove boxes. Plus less engine noise in-cab and upgraded technology like a new digital gauge.

**TRUE ON-DEMAND TECHNOLOGY**

On-demand all-wheel drive (AWD) when selected, means all four wheels engage automatically when the vehicle needs more forward traction and reverts back to two-wheel drive when it doesn't.

**EPS**

The added benefit of electric power steering (EPS) that lets you ride all day with less fatigue, with variable assist for easier steering at lower speeds and greater responsiveness at higher speeds.

**INSTALLED TECHNOLOGY**

The Engine Braking System (EBS) with Active Decent Control (ADC) controls downhill braking for smooth, controlled descents on steep declines with or without a load.

**ACCESSORIES**

Polaris® is proud to offer over 200-engineered accessories to elevate every ride with the RANGER® Diesel. From cab systems to winches, there's an accessory waiting to make the RANGER® work even harder and smarter.

**KUBOTA ENGINE**

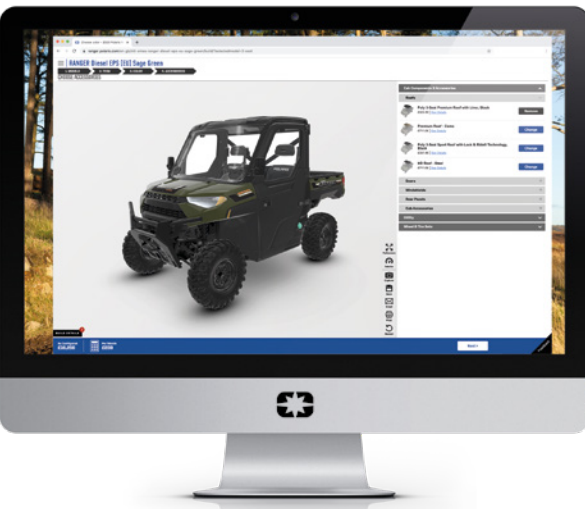


**A BETTER EXPERIENCE**

- Smoother idle
- Better start-up in cold weather
- More consistent power

**LOWER COST OF OWNERSHIP**

- 200 hours between maintenance intervals



**BUILD YOURS ONLINE**

Visit **Polaris online** to specify your Ranger from the wheels up to suit your own requirements from the off.





# POLARIS RANGER<sup>®</sup> 1000

ENGINEERED FOR WORK. DESIGNED FOR COMFORT.  
BUILT TO LAST.



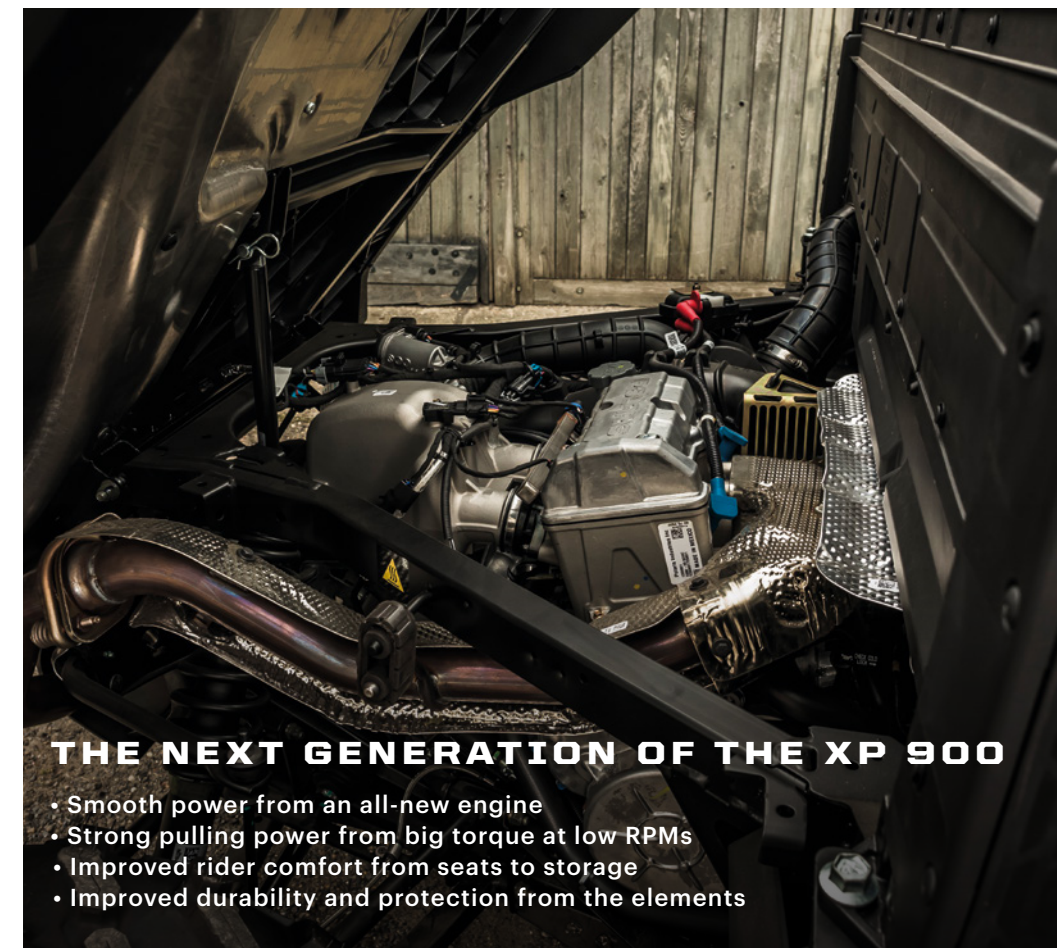
DESIGNED  
FOR COMFORT



30.5 CM  
GROUND CLEARANCE



FRONT-END PROTECTION



## THE NEXT GENERATION OF THE XP 900

- Smooth power from an all-new engine
- Strong pulling power from big torque at low RPMs
- Improved rider comfort from seats to storage
- Improved durability and protection from the elements



CLASS-LEADING TOWING CAPACITY





# FEATURES AND BENEFITS - RANGER 1000

We took the best-selling utility side-by-side of all time and made it more capable, more comfortable and more durable, so you get more value for your hard-earned money.



GAS-ASSIST DUMP BOX



AS VERSATILE AS YOU ARE

Enjoy a full-day of riding surrounded in comfort with the many improvements made to the in-cab experience. Access what you need, where and when ever.

RANGER 1000 EPS

999CC	UP TO 70Nm	42.9L	UP TO 1,134KG	738KG	454KG	3UP	676.7KG	30.5CM	25.4CM
DISPLACEMENT	TORQUE	FUEL CAPACITY	TOWING CAPACITY	PAYLOAD CAPACITY	BOX CAPACITY	SEATING CAPACITY	EST. DRY WEIGHT	GROUND CLEARANCE	SUSPENSION TRAVEL

## THE ENGINE

The RANGER 1000 gets its grunt from an all-new purpose-built, single overhead cam engine that delivers 70.9 Nm of torque at lower RPMs. Its smooth, quiet power and outstanding low speed performance help you take full advantage of the improved class-leading 1,134 kg towing and 454 kg box capacity.

## DESIGNED FOR COMFORT

When you spend all day off-road you deserve to be comfortable. The RANGER 1000 surrounds you with improved plush seats, tilt steering, a cab full of convenient 84.6 L of storage and ample room to get in and out. Plus, enjoy the smooth ride you expect from a RANGER with 25.4 cm of suspension travel.

## BUILT TO LAST

When rocks, ruts, logs, and mud are the only roads you drive, you need a machine that's built for it. That's why we gave the RANGER 1000 a strong one-piece chassis, a full-body skid plate, and sealed bushings and bearings. In addition, we updated the front drive to be 30% stronger, giving you the confidence you need to handle the toughest jobs.

## FRONT-END PROTECTION

Premium becomes standard with a full front bumper and CV guards protecting wheels and control arms from rocks and sticks.

## IMPRESSIVE GROUND CLEARANCE

26" tyres deliver an impressive 30.5 cm of ground clearance, enabling you to conquer tough jobs and navigate rocky terrain.

## SMOOTH SUSPENSION

25.4 cm of front and independent rear suspension travel, delivering all-day riding comfort through any terrain.

## VERSATRAC TURF MODE

For work around the house, unlock the rear differential for easier and tighter turns that won't tear up your lawn.

## BATTERY CHARGING PORT

Form meets function with the all-new, dash mounted charging port. Conveniently and safely charge your battery so you know your vehicle is ready to work when you are.

## VERSATILE CARGO BOX

Maximize the 454 kg cargo box to hold various tools, material and gear, plus take advantage of the gas-assist dump box to easily unload items.

## HAUL MORE, GET MORE DONE

Connect your trailer to the standard 2 inch receiver and maximize the industry-leading 1,134 kg towing capacity.

## ACCESSORY INTEGRATION

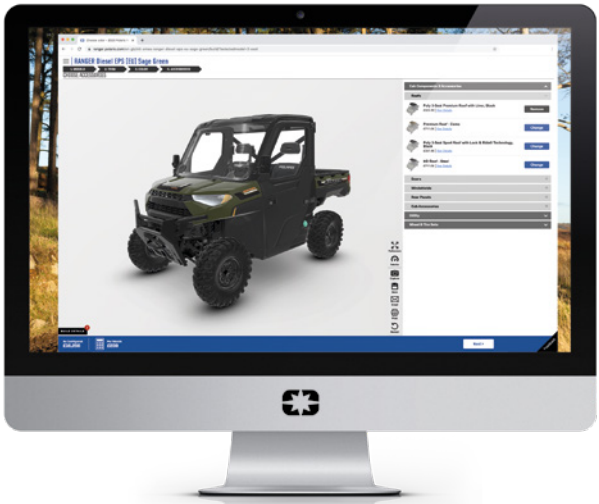
Designed so you can easily customize your vehicle with Lock & Ride components including windshields, roofs and storage solutions plus winches, bumpers and more.

## NEW HAND BRAKE HANDLE AND SIDE VIEW MIRRORS

## REFINED INTERIOR



For your smaller but necessary items, take advantage of the 18.6 gallons of easy-to-access, in-cab storage.



## BUILD YOURS ONLINE

Visit **Polaris online** to specify your Ranger from the wheels up to suit your own requirements from the off.





# POLARIS **RANGER**<sup>®</sup> *XP<sup>®</sup> 1000*



POWER, COMFORT, CONVENIENCE  
AND **BRUTE STRENGTH**



BRILLIANT LIGHTS



1,134 KG TOWING CAPACITY



454 KG REAR BOX CAPACITY



CLASS-LEADING COMFORT





# FEATURES AND BENEFITS - RANGER XP® 1000

For every job and every passion, the RANGER XP® 1000 packs class-leading hauling, power, all-day comfort and unrelenting toughness. Further refinements for 2023 include new side view mirrors and hand brake handle.



**POLARIS PULSE™ ELECTRICAL SYSTEM** Easy, multiple electric hook-up

RANGER XP® 1000 EPS

**999CC** DISPLACEMENT **UP TO 70Nm** TORQUE **43.9L** FUEL CAPACITY **UP TO 1,134KG** TOWING CAPACITY **680KG** PAYLOAD CAPACITY **454KG** BOX CAPACITY **3UP** SEATING CAPACITY **770KG** EST. DRY WEIGHT **33CM** GROUND CLEARANCE **27.9CM** SUSPENSION TRAVEL

## THE PROSTAR® 1000 ENGINE

The RANGER® XP 1000 EU homologation has the top speed of 68 mph, Tractor b homologation has a top speed of 37 mph and Tractor a homologation has a top speed of 25 mph.

## EXTREME COMFORT

Driver-first design with a refined interior and easy entry and exit with 12.7 cm more room makes for ultimate all-day comfort.

## AMPLE STORAGE

Spacious cab comes standard with 61 litres of storage with in-floor D-Rings, and features under seat solutions for both the driver and passenger.

## IN-CAB ESSENTIALS AND COMFORT

Integrated dual glove box for secure, easy to access storage plus six oversized cup holders and two bottle holders. Adjustable steering wheel, plush cushion seats and seat sliders provide premium comfort for long days.

## RUGGEDLY DURABLE

This machine only gets tougher over time with the heavy-duty Pro-PVT clutch system and 32% larger drive belt for longer life.

## PERFORMANCE WITH PRECISION

Three-position, user-selectable throttle control to select from Performance, Work and Standard mode depending on the job or trail.

## NEW HEAVY-DUTY TYRES

Now fitted with 27" Pro Armor X-Terrain tyres, providing unrivaled traction and puncture resistance.

## MAXIMUM PROTECTION

Class-leading protection comes from the full-body skid plate and 33 cm of ground clearance.

## DESCEND CONFIDENTLY

Integrated engine braking ensures ideal power and control on the steepest descents.

## CAPABILITY AND VERSATILITY REDEFINED

Big cargo box capacity with innovative features providing hauling solutions to haul more for big jobs or long recreational days.

## HALF TON CAPACITY

Our deepest cargo box yet lets you confidently haul up to a class-leading 454 kgs.


## 15.5 KGS BUCKET RINGS

The wide box dimensions allow you to fit up to four 15.5 kgs buckets across a single row of the bed. Regardless of shape or size, so no item is left behind.

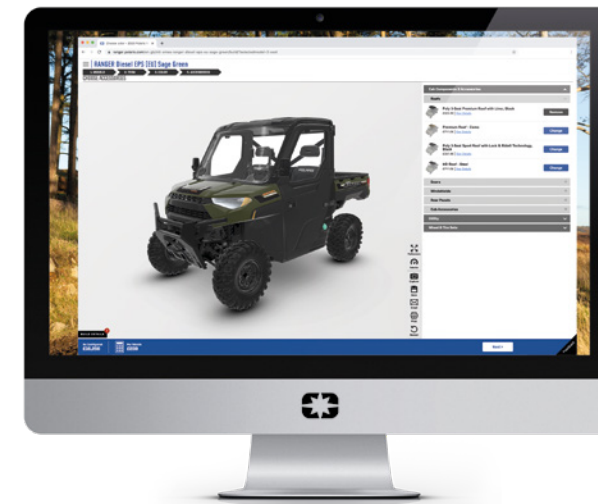
## REINFORCED TIE-DOWN POINTS

Utilise the four-standard tie-down points to secure larger loads for any job.

## PROSTAR® 1000 ENGINE



The RANGER XP® 1000 delivers the utility performance and acceleration you expect from the industry's most premium SxS. Its ProStar® 1000 engine delivers power to take on the toughest tasks.



## BUILD YOURS ONLINE

Visit Polaris online to specify your desired model from the wheels up to suit your own requirements from the off.

POLARIS



RANGER 1000 / XP 1000 / XP KINETIC / DIESEL

WORK HARD AND GET IT DONE with Polaris Engineered Accessories. Start with the ultimate in all-season performance and comfort with the best cab components in the industry. Outfit your RANGER.



RANGER 1000 / XP 1000 / XP KINETIC / DIESEL

CAB KITS

PICK YOUR OWN PACKAGE!

POLARIS

FULL CAB PREMIUM

28K0001

2882912	Premium Roof - Poly - Black
2889020	Tip-Out Full Windshield - Glass
2879013	Rear Panel - Glass
2889811	Manual Crank Window Doors - Poly - Black
2883974	Windshield Wiper & Washer System

XP 1000 '18-23, 1000 '20-23, XP KINETIC '23, DIESEL '20-23



FULL CAB NORDIC

28K0006

2882912	Premium Roof - Poly - Black
2889021	Full Glass Windshield - Clear
2879013	Rear Panel - Glass
2889811	Manual Crank Window Doors - Poly - Black
2883974	Windshield Wiper & Washer System

XP 1000 '18-23, 1000 '20-23, XP KINETIC '23, DIESEL '20-23



FULL CAB

28K0002

2882912	Premium Roof - Poly - Black
2889021	Full Glass Windshield - Clear
2879013	Rear Panel - Glass
2882901	ClearView Doors
2883974	Windshield Wiper & Washer System

XP 1000 '18-23, 1000 '20-23, XP KINETIC '23, DIESEL '20-23



HALF CAB

28K0003

2882912	Premium Roof - Poly - Black
2889021	Full Glass Windshield - Clear
2879013	Rear Panel - Glass
2883974	Windshield Wiper & Washer System

XP 1000 '18-23, 1000 '20-23, XP KINETIC '23, DIESEL '20-23



ADD TO YOUR CAB COMFORT WITH THE HEATER SYSTEM

HEATER SYSTEM

» TOP SELLER 2882753 XP 1000 ONLY

XP 1000 '18-23

» TOP SELLER 2884066 1000 ONLY

1000 '20-23


» TOP SELLER 2884212

DIESEL '20-23

» 2889449

XP KINETIC '23

REQUIRES HIGH VOLTAGE BUSBAR 2889667 AND 2890070







# POLARIS **RANGER**<sup>®</sup> **CREW 1000**

Smooth power delivery.

Strong pulling power from big torque at low RPMs.

Improved rider comfort from seats to storage.

Improved durability and protection  
from the elements.

CAPABILITY, COMFORT AND DURABILITY  
FOR THE **TOUGHEST JOBS**

# POLARIS **RANGER**<sup>®</sup> **CREW XP<sup>®</sup> 1000**

LED Headlights.

Class-leading towing capacity.

13" of ground clearance.

Seats offer a countoured fit for  
premium comfort and style.

27" Pro Armor tyres for  
added durability.



**KING OF THE CATEGORY**





# POLARIS RANGER<sup>®</sup> XP<sup>®</sup> KINETIC



ALL-NEW ELECTRIC RANGER  
THE POWER TO DO MORE

## POWER FOR ANY JOB

RANGER XP Kinetik's electric motor produces industry-leading horse power and torque, making it the most capable and most fun RANGER ever.

## EFFORTLESS HAULING & TOWING

Class-leading 1,134 kg towing and industry-leading 567 kg hauling capacities let you move more rock, brick, hay, dirt, wood, and supplies at one time so you can get the job done faster and in fewer trips.

## INSTANT TORQUE, PRECISE CONTROL

The electric motor delivers all of its torque instantly, allowing for immediate pulling power while towing, precise control in tight quarters, and amazing throttle response out on the trails.

A new shifter design also adds an integrated switch for forward and reverse to the existing high, low, neutral, and park gears for easy transitions between the two.

## DAWN TO DUSK RANGE

With an available 80 miles of estimated range (Ultimate version), RANGER XP Kinetik has plenty of juice to work even the toughest shifts from sun up to sun down.

## MOST DURABLE DRIVETRAIN

Power is sent to all four wheels via a synchronous belt drive that eliminates the need for a clutch and offers maximum drivetrain durability and smooth power delivery.

## LESS MAINTENANCE, MORE UPTIME

Forget about oil changes, fluid flushes and air filters. With far fewer maintenance requirements, RANGER XP Kinetik provides unrivaled service intervals and lets you focus on the job at hand, not upkeep.

## QUIET OPERATION

The electric powertrain helps you connect to what matters most. Quietly haul gear to the blinds, work closely with livestock, or enjoy an easy conversation with passengers without engine noise in the background.

## USER SELECTABLE DRIVE MODES

RANGER XP Kinetik has three drive modes to optimize for the task at hand.

**Eco+:** Limits torque and top speed.

**Standard:** Optimises for everyday driving and moderate-sized jobs.

**Sport:** Optimised for spirited driving and the toughest jobs.

## POWER ON BOARD

A 12V cargo box outlet is convenient for powering accessories like sprayers or small tools. It is controlled via a switch on the dash for easy on-off operation, eliminating the need to exit the vehicle to control connected accessories.

## MAKE IT YOURS

RANGER XP Kinetik is compatible with 95% of RANGER XP 1000 accessories, plus a host of new dedicated accessories to explore.

UNCOMPROMISED  
CAPABILITY

UNRIVALED  
DURABILITY

REFINED  
PERFORMANCE



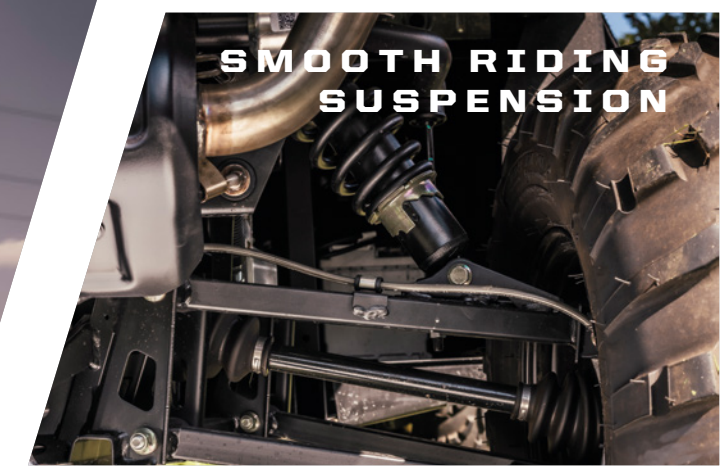




# POLARIS RANGER<sup>®</sup> 570



REDEFINE THE WORKING DAY.



SMOOTH RIDING  
SUSPENSION



DURABLE 25" TYRES



INTEGRATED IN-CAB STORAGE



FULL-BODY SKID PLATE  
AND LARGE FRONT BUMPER



227 KG GAS-ASSIST DUMP BOX





# POLARIS RANGER® 570



UP TO  
**25.8cm**  
GROUND  
CLEARANCE



**227kg**  
BOX  
CAPACITY



UP TO  
**680kg**  
TOWING  
CAPACITY



## FEATURES AND BENEFITS - RANGER® 570 DESIGNED FOR WORK AND PLAY

When there's work to be done, the RANGER® 570 makes hauling and towing fast and easy thanks to class-leading capability. When it's time for fun, it offers maximum comfort, plus tight spaces are no problem and handling's a breeze.



### GREAT FOR WORK

The Prostar 570 engine makes it easier to confidently haul heavy loads. The spacious cargo box offers class-leading volume along with greater under-seat storage capabilities to efficiently transport more tools or supplies and a single-handle tailgate allows for quick and easy access to dump mulch, logs and other cargo from the box.

True On-Demand All-Wheel Drive delivers instant traction in rocky, wet and muddy terrain. A new three-position Polaris pulse bus bar also comes as standard for 2023.

### FUN TO RIDE

The new RANGER SP 570 is easy to handle, nimble around corners, and smooth-riding with best-in-class suspension travel and ground clearance. The spacious interior offers plenty of leg room, ample storage for all your gear.

### PERFECT FIT

The RANGER 570 is the right size, at the right price with the right features. It's compact 56" (144,5 cm) width makes it easy to ride on tight trails and seamless to transport. Tighter turning radius makes navigating tight corners a breeze.

### IMPRESSIVE TOWING CAPABILITY

Work harder and get projects done faster in fewer trips with the class-leading 1,500 lb (680 kg) towing capacity.

### VERSATRAC TURF MODE

For work around the house, engage Turf Mode to unlock the rear differential for easier and tighter turns that are easy on your lawn.

### SPACIOUS AND COMFORTABLE INTERIOR

Get all-day ride comfort with 2" (5 cm) more legroom for easier entry and exit and redesigned seating for maximum in-cab comfort.

### STANDARD 2" HITCH RECEIVER

Connect your trailer to your RANGER with the standard 2" hitch receiver.

### GROUND CLEARANCE

Ride over obstacles and take on tough terrain with class-leading 10" (25,8 cm) ground clearance and durable 25" tyres along with new mudguards.

RANGER® 570 EU

**567cc**  
DISPLACEMENT

UP TO **49Nm**  
TORQUE

**36L**  
FUEL CAPACITY

UP TO **680kg**  
TOWING CAPACITY

**454kg**  
PAYLOAD CAPACITY

**227kg**  
BOX CAPACITY

**2UP**  
SEATING CAPACITY

**548kg**  
EST. DRY WEIGHT

**25.8cm**  
GROUND CLEARANCE

**25.4cm**  
SUSPENSION TRAVEL

POLARIS



## RANGER 570

**CUSTOMIZE YOUR RANGER SP 570 AND GET MORE DONE** with Polaris Engineered Accessories.  
Outfit your RANGER based on your riding preferences for added comfort, maximized storage, and more.



## RANGER 570

# CAB KITS

PICK YOUR  
OWN PACKAGE!

## FULL CAB

28K0007

2885077	Sport Roof - Poly - 2 Seat Black
2885073	Manual Crank Window Doors - Poly
2885080	Full Glass Windshield - Clear
2879965	Rear Panel - Glass
2885083	Windshield Wiper & Washer System

SP 570 '22-23

2022 SP 570 & SP 570 HUNTER EDITION REQUIRE  
FRONT PULSE BAR AND HARNESSES 2889185



## HALF CAB

28K0008

2885077	Sport Roof - Poly - 2 Seat Black
2885080	Full Glass Windshield - Clear
2879812	Rear Panel - Poly
2885083	Windshield Wiper & Washer System

SP 570 '22-23

2022 SP 570 & SP 570 HUNTER EDITION REQUIRE  
FRONT PULSE BAR AND HARNESSES 2889185



## HEATER KIT

» 2885082

SP 570 '22-23

2022 SP 570 & SP 570 HUNTER EDITION REQUIRE  
FRONT PULSE BAR AND HARNESSES 2889185



**ADD TO YOUR  
CAB COMFORT**  
WITH THE HEATER SYSTEM



## RANGER XP® 1000 EPS HUNTER EDITION

- » Polaris® Pursuit Camo finish
- » 3 up rated seating capacity
- » 33 cm ground clearance
- » 454 kg box capacity
- » 680 kg payload capacity
- » 1,134 kg towing capacity
- » New 27" Pro Armor X-Terrain Tyres
- » New Hand Brake Handle
- » New Side View Mirrors



## RANGER XP® 1000 NORDIC PRO

- » Special Edition Black Pearl premium colour metallic paint finish
- » New Side View Mirrors
- » Electronic Power Steering
- » New Hand Brake Handle
- » Engine Breaking System
- » 1,134 kg towing capacity
- » User selectable blue/red backlighting and brightness
- » New 27" Pro Armor X-Terrain Tyres
- » Cabin Heater
- » 33 cm ground clearance
- » Winch



## RANGER® 1000 NORDIC PRO

- » Special Edition Black Pearl premium colour metallic paint finish
- » New Side View Mirrors
- » Electronic Power Steering
- » New Hand Brake Handle
- » User selectable blue/red backlighting and brightness
- » 1,134 kg towing capacity
- » 30.5 cm ground clearance
- » 27" tyres
- » Cabin Heater
- » Winch



## RANGER® 570 HUNTER EDITION

- » Polaris® Pursuit Camo finish
- » 680 kg towing capacity
- » 25.4 cm ground clearance
- » Three-position Polaris pulse bus bar.
- » 454 kg payload capacity
- » New mudguards
- » 2 up rated seating capacity
- » Greater under-seat storage
- » 227 kg box capacity



## RANGER® 570 NORDIC PRO

- » Special Edition Black Pearl premium colour metallic paint finish
- » 25.4 cm ground clearance
- » Electronic Power Steering
- » 2 up rated seating capacity
- » Engine Breaking System
- » 227 kg box capacity
- » Active Descent Control
- » 680 kg towing capacity
- » All-new USB charging available in cab







GET FAR  
AWAY FROM  
THE DAY-TO-DAY



## GENERAL

ELEVATE YOUR ADVENTURE

When you're planning for an epic adventure, the right gear matters. With GENERAL, you can confidently explore the most remote backcountry terrain and tackle the toughest tasks. It offers the best performance, most comfort and most versatility of any crossover side-by-side — the perfect combination for any off-road adventure.



### UNSTOPPABLE PERFORMANCE

An ideal combination of trail-conquering power, terrain-smoothing suspension and ground clearance for limitless exploration.



### UNMATCHED COMFORT

Surround yourself with premium interior features and the convenience of advanced technology to make all-day rides a reality.



### UNRIVALED VERSATILITY

Be ready for any task, trail or season with the machine built for you, and its full line of accessories to make it yours.





# FEATURES AND BENEFITS GENERAL™

The performance, comfort and versatility for every off-road adventure

- Fox® 2.0 Podium X Qs3 Shocks
- Polaris® Lock & Ride® Sport Roof
- MTX® Premium Soundbar
- Convex Rearview Mirror
- 1000 ProStar® Engine
- Standard Half-Doors
- Electronic Power Steering (EPS)
- Dumping Box and Tailgate
- Lock & Ride® Compatible
- Matte Black Cast Aluminium Wheels
- Low-Profile Front Bumper
- Versatrac Turf Mode
- Automotive Paint
- Polaris® HD 2,041 kg Winch



GENERAL™ 1000 EPS DELUXE

A

T



THE  
GENERAL  
DELIVERS  
EVERYTHING  
YOU NEED FOR  
YOUR OFF-ROAD  
EXPERIENCE

999CC	UP TO 87.4Nm	35.9L	UP TO 680KG	UP TO 499KG	272KG	2UP	700.3KG	UP TO 30.5CM	UP TO 33.5CM
DISPLACEMENT	TORQUE	FUEL CAPACITY	TOWING CAPACITY	PAYLOAD CAPACITY	BOX CAPACITY	SEATING CAPACITY	EST. DRY WEIGHT	GROUND CLEARANCE	SUSPENSION TRAVEL



GENERAL™ 1000 EPS DELUXE

## UNSTOPPABLE PERFORMANCE

When you find yourself off the beaten path you want your vehicle to get you to where you're going. GENERAL™ delivers just that, and more. Get ready for your next adventure.

Whether you are mountain biking, hunting, camping or fishing - GENERAL™ delivers power to enhance your experience, no matter where it may take you.

## 30.5 CM GROUND CLEARANCE

Traveling through unpredictable terrain is no concern for GENERAL™ owners with clearance for any obstacle that comes your way.

## TRUE AWD SYSTEM

Off-road terrain is rugged and demands control throughout your adventure. Our true AWD system delivers unmatched traction performance for enhanced driver confidence.

## UNRIVALLED COMFORT

The off-road can be unrelenting. Rest-assured the GENERAL™ delivers a ride so comfortable you can spend even more time enjoying the activities you love.

## INTERIOR DESIGN

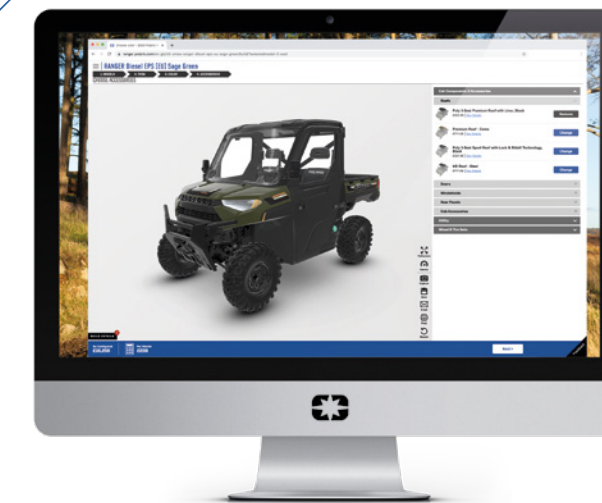
Curved doors provide ample space for you and those riding with you, supported with premium bucket seats and tilt steering wheel.

## HALF-DOORS STANDARD

We all love to be outside but protection from the elements is helpful. Our standard half-doors provide an auto-like comfort and increased rider protection.

## ALL DAY ADVENTURE

GENERAL™ provides the ultimate platform for riders of all-experience levels, delivering comfort for unlimited exploration.



## BUILD YOURS ONLINE

Visit Polaris online to specify your desired model from the wheels up to suit your own requirements from the off.



## GENERAL

**CUSTOMIZE YOUR GENERAL AND BE READY FOR ANYTHING** When you customize with Polaris Engineered Accessories you have the confidence to take on any task or any trail with the off-road's premier family of adventure side-by-sides.



## GENERAL

# STORAGE



EASILY  
RECONFIGURE  
YOUR STORAGE  
FOR ANY TASK  
OR ANY TRAIL



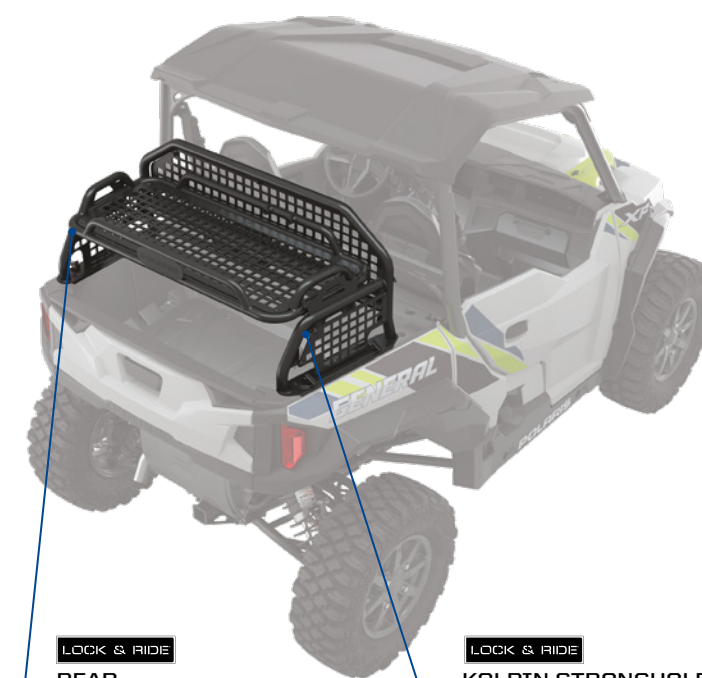
### BEHIND SEAT STORAGE BAG

- » 2882164  
POLARIS GENERAL XP 1000/4 '20-23  
POLARIS GENERAL 1000/4 '16-23



### IN-DASH STORAGE BAG

- » 2882165  
POLARIS GENERAL XP 1000/4 '20-23  
POLARIS GENERAL 1000/4 '16-23



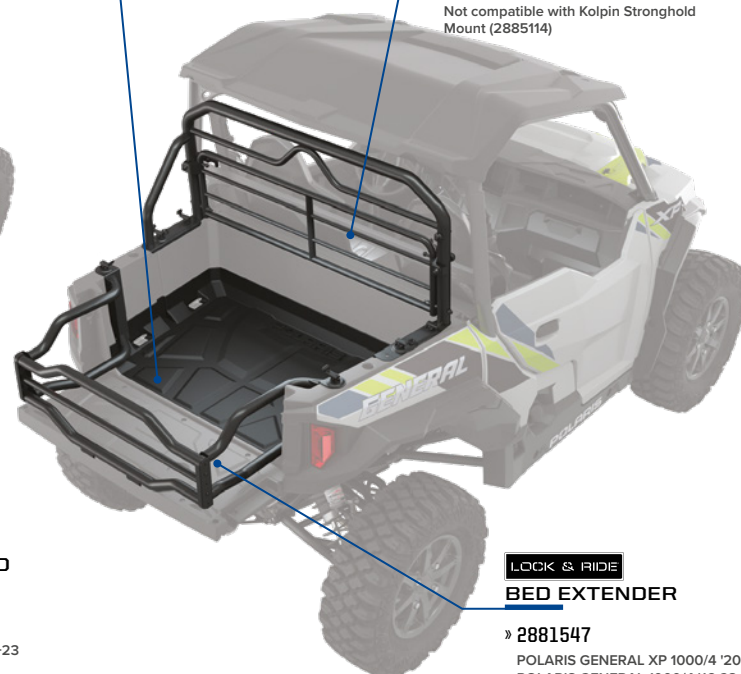
### LOCK & RIDE REAR ADVENTURE RACK

- Mount is solid, does not fold

- » 2885113  
POLARIS GENERAL XP 1000/4 '20-23  
POLARIS GENERAL 1000/4 '16-23

### LOCK & RIDE KOLPIN STRONGHOLD MOUNT

- » 2885114  
POLARIS GENERAL XP 1000/4 '20-23  
POLARIS GENERAL 1000/4 '16-23



### CARGO BED MAT

- » 2881933  
POLARIS GENERAL XP 1000/4 '20-23  
POLARIS GENERAL 1000/4 '16-23

### LOCK & RIDE TIP-DOWN HEADACHE RACK

- » 2882144  
POLARIS GENERAL XP 1000/4 '20-23  
POLARIS GENERAL 1000/4 '16-23  
Not compatible with Kolpin Stronghold Mount (2885114)

### LOCK & RIDE BED EXTENDER

- » 2881547  
POLARIS GENERAL XP 1000/4 '20-23  
POLARIS GENERAL 1000/4 '16-23  
Not compatible with Kolpin Stronghold Mount (2885114)





# ACCELERATE BEYOND THE EVERYDAY



## RZR

THE DRIVING FORCE IN OFF-ROAD

Whether you're chasing what's around the next corner or racing to be the first to the top, RZR is engineered to deliver the optimum balance of performance, strength and technology, so you can push the limits and find your next gear. Confidence through complete control — it's what elevates the RZR riding experience above all others.



### UNRIVALED PERFORMANCE

Dominating in the world's most challenging environments, RZR's ultimate combination of power and agility, unrivaled ride and handling and fast engaging true on-demand all-wheel drive lets you dominate the world's most challenging environments.



### PROVEN STRENGTH

Spend more time out riding with durable components that were engineered to push the boundaries and handle the impact of rough terrain.



### INDUSTRY-LEADING TECHNOLOGY

Unlock an unprecedented riding experience with RIDE COMMAND® and the intelligent control of on-the-fly adjustments of DYNAMIX active suspension.

Colour specifications may vary. Models may be shown with optional extras.





**RZR**<sup>®</sup>  
**TRAIL S 1000**  
 PREMIUM

31.1 <sup>FRONT</sup> CM		201 <sup>CM</sup> WHEELBASE		31.8 <sup>CM</sup> GROUND CLEARANCE
33.5 <sup>REAR</sup> CM				
WHEEL TRAVEL				



## TRAIL AGILITY. ENDLESS COMFORT.

You'll never compromise with the all new RZR Trail S 1000 Premium. Tighten every turn with the stability and traction of a perfectly balanced chassis. Shorten the distance between turns with immediate acceleration. And ride on your terms with unmatched comfort.

CLASS-LEADING POWER-TO-WEIGHT

## CONTROL THAT NEVER WAVERS

Take control with smooth power steering, class-leading turning radius, optimum sight lines and compact wheelbase to hug turns and avoid trail obstacles.



## NON-STOP ADVENTURE

Keep the ride going without worry with durable clutches for smooth engagement, a strong belt life and new, more puncture resistant tyres. Push for more in every turn and never let the fun end with the all-day comfort of the best suspension and premium ergonomics of RZR Trail S 1000 Premium.

ULTIMATE TRAIL CAPABILITY

TRULY PREMIUM FEATURES FOR ANY TRAIL





TRAIL S 1000

FOR MORE DETAILS AND TO DISCOVER THE FULL RANGE OF POLARIS ENGINEERED ACCESSORIES DOWNLOAD THE LATEST PGA CATALOGUE ONLINE.



EXPLORER

Feel confident to take on the trails with all the **essentials** you need.

2889537	TIP OUT WINDSHIELD - HARD COAT POLY
2884729	<b>LOCK &amp; RIDE</b> POLY SPORT ROOF
2884732-458	FRONT HIGH COVERAGE BUMPER
2884734-458	REAR BUMPER EXTENSION*
2883763	PREMIUM CONVEX REARVIEW MIRROR
2884524	ADJUSTABLE FOLDING SIDE MIRRORS
2884912	STAGE 1 PMX AUDIO KIT BY ROCKFORD FOSGATE
2883945	REAR SPEAKER PODS BY ROCKFORD FOSGATE
2415652	REAR SPEAKER POD AUDIO HARNESS
2884871	ACCENT LIGHTS*
2883123	RIGID SR-SERIES 10" COMBO LED LIGHT
2884657	LIGHT BAR HARNESS
2884762	SPARE TIRE CARRIER
2883216	PRO ARMOR WHEEL & TYRE SET: 4301 BEADLOCK & DUAL THREAT, 26" **
5416340	PRO ARMOR SPARE TYRE: DUAL THREAT, 26" **
1523283	PRO ARMOR SPARE WHEEL: 4301 BEADLOCK, 14"

Shown on Trail.  
\*Accent lights come stock on Premium/Ultimate models (US models only)  
\*\*May widen vehicle beyond 50".



TRAILBLAZER

Lead the charge with ultimate **protection** to enjoy the turns of the trails.

2884911	<b>LOCK &amp; RIDE</b> FULL VENTED WINDSHIELD - HARD COAT POLY
2884765	<b>LOCK &amp; RIDE</b> POLY REAR PANEL
2884761-458	ALUMINIUM ROOF
2884868-458	FRONT WINCH BUMPER
2884734-458	REAR BUMPER EXTENSION*
2879456-458	EXTREME KICK-OUT ROCK SLIDERS
2881985	FULL COVERAGE FENDER FLARES
2883763	PREMIUM CONVEX REARVIEW MIRROR
2884524	ADJUSTABLE FOLDING SIDE MIRRORS
2881193	<b>LOCK &amp; RIDE</b> 65 L CARGO BOX
2885126	POLARIS PRO HD 4,500 LB WINCH WITH RAPID ROPE RECOVERY
2883157	PRO ARMOR WHEEL & TYRE SET: 5202 & ATTACK 2.0, 28"
2879332	12MM x 1.5 SPLINED LUG NUTS WITH WRENCH ADAPTER

Shown on Trail S.  
\*US models only.



ADVENTURER

All-day riding made easy, with added **comfort** and maximum visibility.

2884756	FULL VENTED WINDSHIELD - GLASS
2884755	WINDSHIELD WIPER - WASHER KIT
2884765	<b>LOCK &amp; RIDE</b> POLY REAR PANEL
2884729	<b>LOCK &amp; RIDE</b> POLY SPORT ROOF
2884733	CANVAS UPPER DOORS, 60"
2884019-293	FRONT LOW PROFILE BUMPER
2881587-293	LOW PROFILE ROCK SLIDERS
2883763	PREMIUM CONVEX REARVIEW MIRROR
2884735	HEATER KIT
2884917	FACTORY AUDIO STAGE 3 UPGRADE BY ROCKFORD FOSGATE
2884648	RIGID SR-SERIES 81 CM COMBO LED LIGHT BAR
2884650	81 CM LIGHT BAR MOUNT
2884657	LIGHT BAR HARNESS
2884183	POLARIS PULSE UNDERHOOD BUS BAR - 6 POSITION
2881556	<b>LOCK &amp; RIDE</b> 48 L COOLER BOX*
2885126	POLARIS PRO HD 4,500 LB WINCH WITH RAPID ROPE RECOVERY
2883182	PRO ARMOR WHEEL & TYRE SET: 5203 BEADLOCK & CRAWLER XG, 28"
1522240	15" FORGED BEADLOCK RING
2879332	12MM x 1.5 SPLINED LUG NUTS WITH WRENCH ADAPTER

Shown on Trail S.

TRAIL S 1000

BUILD YOUR CAB

ADD COMFORT AND STYLE WITH END-TO-END PROTECTION



**ADD A ROOF**  
Shield from harsh elements while adding style.

**ADD A REAR PANEL**  
Maintain rear visibility while reducing rear air swirl.

**ADD A WINDSHIELD**  
Protect yourself and your passenger with optical clarity.

**ADD DOORS**  
Keep the cab free of debris and water.

RECOMMENDED BUILD 1

2889537	TIP OUT WINDSHIELD - HARD COAT POLY
2884765	<b>LOCK &amp; RIDE</b> POLY REAR PANEL
2884761-458	ALUMINIUM ROOF
2884733	CANVAS UPPER DOORS, 60" *

\*Trail models should use Canvas Upper Doors, 50" (2884758)

RECOMMENDED BUILD 2

2884756	FULL VENTED WINDSHIELD - GLASS
2884755	WINDSHIELD WIPER - WASHER KIT
2884765	<b>LOCK &amp; RIDE</b> POLY REAR PANEL
2884729	<b>LOCK &amp; RIDE</b> POLY SPORT ROOF
2884733	CANVAS UPPER DOORS, 60" *





# RZR XP<sup>®</sup> 1000 EPS

THE BEAST  
BIGGER AND BADDER



Cut more aggressively with menacing looks and wicked LED accents, all hint at the heart of the animal within.



SHARP OUTSIDE

999CC	UP TO 87.1Nm	36L	228.6CM	UP TO 336KG	136KG	2UP	652KG	UP TO 34.3CM	UP TO 45.7CM
DISPLACEMENT	TORQUE	FUEL CAPACITY	WHEELBASE	PAYLOAD CAPACITY	BOX CAPACITY	SEATING CAPACITY	EST. DRY WEIGHT	GROUND CLEARANCE	SUSPENSION TRAVEL



# RZR XP<sup>®</sup> 4 1000 EPS

CROSS-TERRAIN PERFORMANCE  
NEVER LOOKED SO GOOD.


Put yourself firmly in control, even in the most unpredictable terrain, with the extreme performance of 162.6 cm wide stance and the definitive grip of 29" tyres.

From the assertive shape outside and the refined cockpit within, RZR XP 4 1000 delivers performance you can see and feel.



999CC	36L	297.2CM	737KG	136KG	4UP	34.3CM	UP TO 45.7CM
DISPLACEMENT	FUEL CAPACITY	WHEELBASE	EST. DRY WEIGHT	BOX CAPACITY	SEATING CAPACITY	GROUND CLEARANCE	SUSPENSION TRAVEL





**RZR  
PRO XP®**

**50.8**CM  
USABLE TRAVEL

**244**CM  
WHEELBASE

**36.8**CM  
GROUND  
CLEARANCE

## PRO PERFORMANCE

Its power when and where you crave it most. It's suspension that redefines control and travel through unrelenting terrain, and handling with instant response and flat-out stability that's unprecedented.



**DYNAMIX 2.0**  
ACTIVE SUSPENSION

## VISIONARY DESIGN

It leads with a visual punch. A menacing stance and distinctive cut signal the unmatched performance and technology within, providing a driver-centric execution of absolute off-road dominance.

## SPORT

20"/22" Usable Travel

2" FOX Shocks / 30" Tyres

LED Accent Lights & LED Head Lights

Xtreme Performance Isolated True On-Demand AWD/2WD

With a 64" stance, experience next level Xtreme Performance of the most agile, most capable and most versatile RZR ever built.



## ULTIMATE

RIDE COMMAND Technology integrated into a 7" Display

DYNAMIX Active Suspension 2.0

Rockford Fosgate Premium Audio

Premium Painted Panels\*

LED Accent Lights & LED Head Lights

Telescoping Steering Wheel & Button Controls

20"/22" Usable Travel

2" FOX Shocks / 30" Tyres

Xtreme Performance Isolated True On-Demand AWD/2WD



## A NEW CLASS OF PERFORMANCE

## BRUTE STRENGTH

Designed to absorb punishment in the world's most unforgiving playgrounds. Featuring the strongest chassis we've ever made, with stouter axles, cooler clutching and capability that breaks all barriers.





FOR MORE DETAILS AND TO DISCOVER THE FULL RANGE OF POLARIS ENGINEERED ACCESSORIES DOWNLOAD THE LATEST PGA CATALOGUE ONLINE.



Dominate the rocky landscape and charge through endless miles of desert.

2889019	FULL VENTED WINDSHIELD - GLASS
2889750	GLASS WINDSHIELD WIPER KIT
2883743-458	ALUMINIUM ROOF, 4-SEAT
2883749-458	FRONT HIGH COVERAGE BUMPER
2884189-458	REAR HIGH COVERAGE BUMPER
2884359	RIGID CHASE LIGHT
2884896	CHASE LIGHT MOUNT KIT
2889034	CHASE LIGHT HARNESS
2883751	<b>LOCK &amp; RIDE</b> 70L FORWARD CARGO BOX
2889740	<b>LOCK &amp; RIDE</b> 22L REAR COOLER
2884666	<b>LOCK &amp; RIDE</b> 72L MULTI-PASSENGER REAR SEAT CARGO BOX
2889404-458	PIVOTING SPARE TYRE CARRIER

Shown on Pro XP 4-Seat.

Navigate the trails and soak up the old-growth groves, forests, plains and waterways.

2883756	<b>LOCK &amp; RIDE</b> FULL VENTED WINDSHIELD - HARD COAT POLY
2883928	POLY SPORT ROOF, 2-SEAT
2883749-458	FRONT HIGH COVERAGE BUMPER
2884189-458	REAR HIGH COVERAGE BUMPER
2889208-458	HD EXTREME KICK-OUT ROCK SLIDERS, 2-SEAT
2883751	<b>LOCK &amp; RIDE</b> 70L FORWARD CARGO BOX
2883752	<b>LOCK &amp; RIDE</b> 40L REAR CARGO BOX
2884304	7.25L DOOR STORAGE BAG
2889404-458	PIVOTING SPARE TYRE CARRIER
2883758	POLARIS PRO HD 4,500 LB WINCH

Shown on Pro XP 2-Seat.



Climb pristine mountain trails for an epic view.

2883756	<b>LOCK &amp; RIDE</b> FULL VENTED WINDSHIELD - HARD COAT POLY
2883928	POLY SPORT ROOF, 2-SEAT
2883749-458	FRONT HIGH COVERAGE BUMPER
2884189-458	REAR HIGH COVERAGE BUMPER
2889208-458	HD EXTREME KICK-OUT ROCK SLIDERS, 2-SEAT
2883752	<b>LOCK &amp; RIDE</b> 40L REAR CARGO BOX
2884304	7.25L DOOR STORAGE BAG
2889404-458	PIVOTING SPARE TYRE CARRIER
2883758	POLARIS PRO HD 4,500 LB WINCH

Shown on Pro XP 2-Seat.


Take advantage of any season with year-round riding.

2889536	TIP OUT WINDSHIELD - HARD COAT POLY
2883757	<b>LOCK &amp; RIDE</b> POLY REAR PANEL, 2-SEAT
2883743-458	ALUMINIUM ROOF, 2-SEAT
2884664	CANVAS UPPER HALF DOORS, 2-SEAT
2884658	FRONT DOOR INNER CLOSEOFF PANELS
2883749-458	FRONT HIGH COVERAGE BUMPER
2884189-458	REAR HIGH COVERAGE BUMPER
2884685	FULL COVERAGE FENDER FLARES
2884386	HEATER KIT

Shown on Pro XP 2-Seat.







# LIVE WIDE OPEN



Discover performance developed for the toughest of terrains with the introduction of the **RZR® Turbo R** and **RZR® Pro R**. Each model allows you to dominate the wide open at your leisure.





You won't approach any off-road challenge the same again. The Turbo R sets the bar for performance side-by-sides. It's incredibly responsive, remarkably agile and ruggedly strong.



The **TURBO R SPORT** - Sets the standard in the wide-open performance category with an unprecedented combination of power, strength and control.

- Walker Evans® 2.5" Velocity Needle Shocks
- 74" Stance
- 28" Useable Travel



The **TURBO R ULTIMATE** - Get the fully loaded Ultimate trim featuring **RIDE COMMAND®** Technology, Rockford Fosgate® premium audio and **DYNAMIX DV** - the industry's most advanced active suspension system to provide maximum control over any terrain.

- DYNAMIX DV with 4 Selectable Ride Modes
- FOX 3.0 Live Valve X2 Internal Bypass Shocks
- Rack Mounted High Assist Electronic Power Steering

<b>925CC</b> DISPLACEMENT	UP TO <b>155Nm</b> TORQUE	<b>45.4L</b> FUEL CAPACITY	<b>244CM</b> WHEELBASE	UP TO <b>335.6KG</b> PAYLOAD CAPACITY	<b>136KG</b> BOX CAPACITY	<b>2UP</b> SEATING CAPACITY	UP TO <b>40.6CM</b> GROUND CLEARANCE	UP TO <b>68.6CM</b> SUSPENSION TRAVEL
------------------------------	------------------------------	-------------------------------	---------------------------	--	------------------------------	--------------------------------	---	--





**REVOLUTIONARY POWER.  
TOTAL CONTROL.**

**RZR<sup>®</sup>  
PRO R**  
**AN ABSOLUTE  
GAME CHANGER**



Built for the most demanding drivers, RZR PRO R leads the industry in every way performance is measured. It puts you in charge of the biggest factory engine ever dropped into a side-by-side and gives you the confidence and control to make the most of it.

**THE INDUSTRY'S FIRST 2 LITRE  
ENGINE IS NATURALLY-ASPIRATED BEAST**



<b>1997CC</b> DISPLACEMENT	<b>225</b> HORSE POWER	<b>45.4L</b> FUEL CAPACITY	<b>265.4CM</b> WHEELBASE	<b>UP TO 335.6KG</b> PAYLOAD CAPACITY	<b>136KG</b> BOX CAPACITY	<b>2UP</b> SEATING CAPACITY	<b>UP TO 40.6CM</b> GROUND CLEARANCE	<b>UP TO 69CM</b> SUSPENSION TRAVEL
-------------------------------	---------------------------	-------------------------------	-----------------------------	--	------------------------------	--------------------------------	---	--



The PRO R ULTIMATE - Go all out with the Ultimate trim and add off-road's most advanced suspension control, DYNAMIX DV, steering wheel mounted controls and auxiliary battery.

- DYNAMIX DV
- FOX X2 Live Valve 3" Shocks
- Ride Command Technology
- Rockford Fosgate Premium Audio

**ULTIMATE**





# POLARIS YOUTH

## LET THEM FIND CONFIDENCE ON FOUR WHEELS

Give your kids a chance to make lasting memories and have an adventure of their very own. Polaris Youth ATVs and SxS's combine industry-leading safety tech with performance dialed in for younger riders. Watch them take command of a vehicle engineered just for them, knowing they're protected with available adjustable speed controls, geo-fencing and helmet-aware technologies.



### OUTLAW 70 EFI

AGES 6+



#### INDUSTRY LEADING SAFETY FEATURES FOR PARENT'S PEACE OF MIND

- Easy-to-use and reliable single lever disc brakes
- Adjustable speed limiter
- Front & rear LED lights
- Industry-exclusive safety kit: helmet, training DVD, flag, safety tether

#### A MACHINE BUILT TO GROW WITH YOU

- Larger ergonomic design so kids can enjoy as they grow

#### PERFORMANCE & ACCESSORIES

- EFI for reliable starting
- 18" Tyres for improved stability
- Accessories: front/rear bumpers, storage bag, windshield, decal kit



### PERFORMANCE

**RIDE WITH EASE.** With a 150 cc engine, 20.3 cm of ground clearance and 22.6 kg of box capacity, the RANGER® 150 EFI is ready for all-day fun out on the trails.

### 1-SEAT



**OUTLAW® 110 EFI**

AGES 10+



**SPORTSMAN® 110 EFI**

AGES 10+



**PHEONIX® 200**

AGES 14+

### RANGER® 150

AGES 10+



### RZR® 200 EFI

AGES 10+




### 2-SEAT



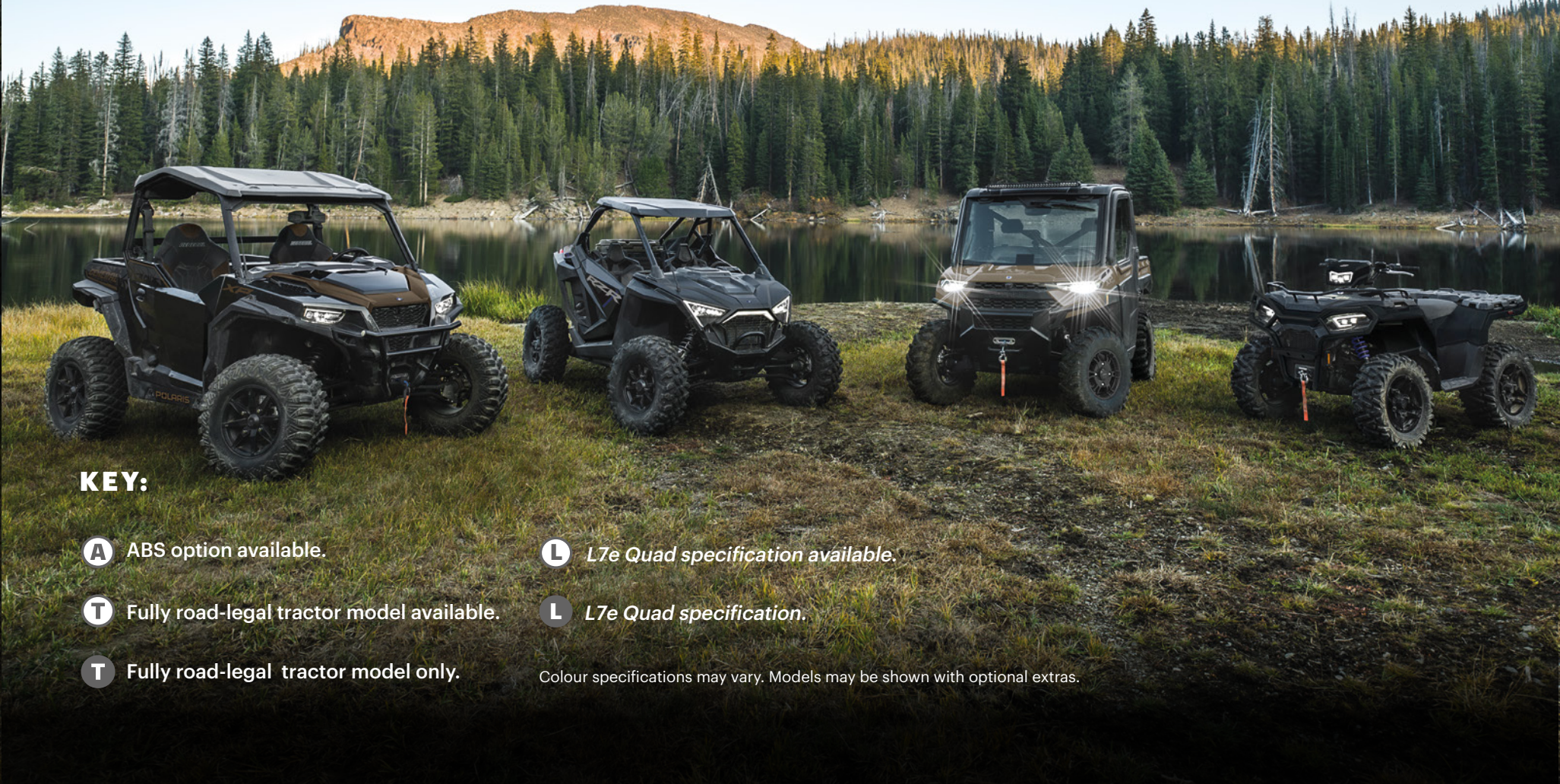
### YOUTH RIDE COMMAND

**FREEDOM YOU CONTROL.** With Youth RIDE COMMAND you can keep young riders safe through the convenience of your smartphone. Geofencing allows you to set up a user-defined, invisible ride boundary. Digital speed limiting lets you select the speed that's appropriate for their age and abilities.





# SPECIFICATIONS...



KEY:

- A

ABS option available.
- L

*L7e Quad specification available.*
- T

Fully road-legal tractor model available.
- L

*L7e Quad specification.*
- T




Fully road-legal tractor model only.
- Colour specifications may vary. Models may be shown with optional extras.

POLARIS SPORTSMAN		RECREATION / UTILITY						
		<div><div>T</div></div> <div>SPORTSMAN® 570 EU</div>	<div><div>T</div></div> <div>SPORTSMAN® 570 T3b</div>	<div><div>T</div></div> <div>SPORTSMAN® 570 T3b</div>	<div><div>T</div></div> <div>SPORTSMAN® 570 EPS EU</div>	<div><div>T</div></div> <div>SPORTSMAN® 570 EPS T3b</div>	<div><div>T</div></div> <div>SPORTSMAN® 570 EPS T3b</div>	<div><div>T</div></div> <div>SPORTSMAN® 570 EPS T3b</div>
		EU	T3b	T3b	EU	T3b	T3b	T3b
ENGINE & DRIVETRAIN	Engine Type	ProStar 570, 4-Stroke DOHC Single-Cylinder	ProStar 570, 4-Stroke DOHC Single Cylinder	ProStar 570, 4-Stroke DOHC Single Cylinder	ProStar 570, 4-Stroke DOHC Single Cylinder	ProStar 570, 4-Stroke DOHC Single Cylinder	ProStar 570, 4-Stroke DOHC Single Cylinder	ProStar 570, 4-Stroke DOHC Single Cylinder
	Drive System	On-Demand True AWD / 2WD	On-Demand True AWD / 2WD	On-Demand True AWD / 2WD	On-Demand True AWD / 2WD	On-Demand True AWD / 2WD	On-Demand True AWD / 2WD	On-Demand True AWD / 2WD
	Engine Braking System	Not Equipped	Not Equipped	Not Equipped	Standard	Standard	Standard	Standard
	Active Descent Control	Not Equipped	Not Equipped	Not Equipped	Not Equipped	Not Equipped	Not Equipped	Not Equipped
SUSPENSION	Front Suspension	MacPherson Strut; 20.8 cm Travel	MacPherson Strut; 20.8 cm Travel	MacPherson Strut; 20.8 cm Travel	MacPherson Strut; 20.8 cm Travel	MacPherson Strut; 20.8 cm Travel	MacPherson Strut; 20.8 cm Travel	MacPherson Strut; 20.8 cm Travel
	Rear Suspension	Dual A-Arm, IRS; 24.1 cm Travel	Dual A-Arm, IRS; 24.1 cm Travel	Dual A-Arm, IRS; 24.1 cm Travel	Dual A-Arm, IRS; 24.1 cm Travel	Dual A-Arm, IRS; 24.1 cm Travel	Dual A-Arm, IRS; 24.1 cm Travel	Dual A-Arm, IRS; 24.1 cm Travel
TYRES & WHEELS	Front Tyres	25 x 8-R12; 25" Carisle 489	25 x 8-R12; 25" Carisle 489	25 x 8-R12; 25" Carisle 489	25 x 8-R12; 25" Carisle 489	25 x 8-R12; 25" Carisle 489	25 x 8-R12; 25" Carisle 489	25 x 8-R12; 25" Carisle 489
	Rear Tyres	25 x 11-R12; 25" Carisle 489	25 x 11-R12; 25" Carisle 489	25 x 11-R12; 25" Carisle 489	25 x 11-R12; 25" Carisle 489	25 x 11-R12; 25" Carisle 489	25 x 11-R12; 25" Carisle 489	25 x 11-R12; 25" Carisle 489
	Wheels	12" Steel	12" Steel	12" Steel	12" Steel	12" Steel	12" Steel	12" Steel
DIMENSIONS & CAPACITIES	Wheelbase	129.3 cm	129.3 cm	129.3 cm	129.3 cm	129.3 cm	129.3 cm	129.3 cm
	Dry Weight	377 kg	377 kg	377 kg	357 kg	357 kg	357 kg	357 kg
	Overall Vehicle Size (L x W x H)	210.1 x 121.2 x 140.9 cm	210.1 x 121.2 x 140.9 cm	210.1 x 121.2 x 140.9 cm	210.1 x 121.2 x 140.9 cm	210.1 x 121.2 x 140.9 cm	210.1 x 121.2 x 140.9 cm	210.1 x 121.2 x 140.9 cm
	Ground Clearance	29.6 cm	29.6 cm	29.6 cm	29.6 cm	29.6 cm	29.6 cm	29.6 cm
	Seat Height	85.7 cm	85.7 cm	85.7 cm	85.7 cm	85.7 cm	85.7 cm	85.7 cm
	Fuel Capacity	17.0 L	17.0 L	17.0 L	17.0 L	17.0 L	17.0 L	17.0 L
	Front / Rear Rack Capacity	41 kg / 82 kg	41 kg / 82 kg	41 kg / 82 kg	41 kg / 82 kg	41 kg / 82 kg	41 kg / 82 kg	41 kg / 82 kg
	Payload Capacity	232 kg	232 kg	232 kg	212 kg	212 kg	212 kg	212 kg
	Towing Capacity / Rating	680 kg	680 kg	680 kg	680 kg	680 kg	680 kg	680 kg
Additional Accessories		Front Rack Extender	Front Rack Extender	Front Rack Extender	Front Rack Extender	Front Rack Extender	Front Rack Extender	Front Rack Extender
Colours		Sage Green	Sage Green	White Lightning	Sage Green	Sage Green	White Lightning	Orange Rust



POLARIS SPORTSMAN		RECREATION / UTILITY						
								
ENGINE & DRIVETRAIN	Engine Type	ProStar 570, 4-Stroke DOHC Single-Cylinder	ProStar 570, 4-Stroke DOHC Single-Cylinder	ProStar 570, 4-Stroke DOHC Single-Cylinder	ProStar 570, 4-Stroke DOHC Single-Cylinder	ProStar 570, 4-Stroke DOHC Single-Cylinder	ProStar 570, 4-Stroke DOHC Single-Cylinder	ProStar 570, 4-Stroke DOHC Single-Cylinder
	Drive System	High Performance Close Ratio On-Demand True 6WD / Rear 4WD	High Performance Close Ratio On-Demand True 6WD / Rear 4WD	High Performance Close Ratio On-Demand True 6WD / Rear 4WD	High Performance Close Ratio On-Demand True 6WD / Rear 4WD	High Performance Close Ratio On-Demand True AWD / 2WD / VersaTrac Turf Mode	High Performance Close Ratio On-Demand True AWD / 2WD / VersaTrac Turf Mode	High Performance Close Ratio On-Demand True AWD / 2WD / VersaTrac Turf Mode
	Engine Braking System	Standard	Standard	Standard	Standard	Standard	Standard	Standard
	Active Descent Control	Standard	Standard	Standard	Standard	Standard	Standard	Standard
SUSPENSION	Front Suspension	MacPherson Strut; 20.8 cm Travel	MacPherson Strut; 20.8 cm Travel	MacPherson Strut; 20.8 cm Travel	MacPherson Strut; 20.8 cm Travel	MacPherson Strut; 20.8 cm Travel	MacPherson Strut; 20.8 cm Travel	MacPherson Strut; 20.8 cm Travel
	Rear Suspension	Dual A-Arm, IRS; 24.1 cm Travel	Dual A-Arm, IRS; 24.1 cm Travel	Dual A-Arm, IRS; 24.1 cm Travel	Dual A-Arm, IRS; 24.1 cm Travel	Dual A-Arm, IRS; 24.1 cm Travel	Dual A-Arm, IRS; 24.1 cm Travel	Dual A-Arm, IRS; 24.1 cm Travel
TYRES & WHEELS	Front Tyres	26 x 8-R12; 26" Carisle PXT	26 x 8-R12; 26" Carisle PXT	26 x 8-R12; 26" Carisle PXT	26 x 8-R12; 26" Carisle PXT	25 x 8-R12; 25" Carisle 489	25 x 8-R12; 25" Carisle 489	26 x 8-R14; 26" Maxxis Econ
	Rear Tyres	26 x 11-R12; 26" Carisle PXT	26 x 11-R12; 26" Carisle PXT	26 x 11-R12; 26" Carisle PXT	26 x 11-R12; 26" Carisle PXT	25 x 11-R12; 25" Carisle 489	25 x 11-R12; 25" Carisle 489	26 x 10-R14; 26" Maxxis Econ
	Wheels	12" Stamped Steel	12" Stamped Steel	12" Aluminium	12" Aluminium	12" Stamped Steel	12" Stamped Steel	14" Aluminium
DIMENSIONS & CAPACITIES	Wheelbase	213.4 cm	213.4 cm	213.4 cm	213.4 cm	142.2 cm	142.2 cm	142.2 cm
	Dry Weight	489 kg	489 kg	489 kg	489 kg	358 kg	358 kg	385 kg
	Overall Vehicle Size (L x W x H)	295 x 124.5 x 144.4 cm	295 x 124.5 x 144.4 cm	295 x 124.5 x 144.4 cm	295 x 124.5 x 144.4 cm	228 x 121.9 x 121.9 cm	228 x 121.9 x 121.9 cm	228 x 121.9 x 121.9 cm
	Ground Clearance	29.2 cm	29.2 cm	29.2 cm	29.2 cm	27.9 cm	27.9 cm	29.2 cm
	Seat Height	85.7 cm	85.7 cm	85.7 cm	85.7 cm	85.7 cm	85.7 cm	85.7 cm
	Fuel Capacity	25.5 L	25.5 L	25.5 L	25.5 L	25.5 L	25.5 L	25.5 L
	Front / Rear Rack Capacity	41 kg / 363 kg	41 kg / 363 kg	41 kg / 363 kg	41 kg / 363 kg	41 kg / 180 kg	41 kg / 180 kg	41 kg / 180 kg
	Payload Capacity	499 kg	499 kg	499 kg	499 kg	320 kg	320 kg	320 kg
Additional Accessories	Towing Capacity / Rating	680 kg	680 kg	680 kg	680 kg	556 kg	556 kg	556 kg
	Additional Accessories	Sealed battery	Sealed battery	Winch, AL wheels, hand/thumb warmers, sealed battery, brushguard FR, handguards	Winch, AL wheels, hand/thumb warmers, sealed battery, brushguard FR, handguards	N.A.	N.A.	N.A.
	Colours	Sage Green	Sage Green	Stealth Black	Stealth Black	Sage Green	Sage Green	Nordic Pro White

TOURING

		
SPORTSMAN® 570 TOURING EPS T3b	SPORTSMAN® 570 TOURING EPS SP T3b	SPORTSMAN® XP 1000 TOURING EPS L7e
ProStar 570, 4-Stroke DOHC Single-Cylinder	ProStar 570, 4-Stroke DOHC Single-Cylinder	ProStar 952, 4-Stroke SOHC Twin Cylinder
High Performance Close Ratio On-Demand True AWD / 2WD	High Performance Close Ratio On-Demand True AWD / 2WD	High Performance Close Ratio On-Demand True AWD / 2WD
Standard	Standard	Standard
Standard	Standard	Standard
MacPherson Strut; 20.8 cm Travel	Dual A-Arm; 20.8 cm Travel	Hi Clearance Arched Dual A-Arms; 22.9 cm Travel
Dual A-Arm, IRS; 24.1 cm Travel	Dual A-Arm, IRS; 24.1 cm Travel	Hi Clearance Arched Dual A-Arm, Rolled IRS; 26 cm Travel
25 x 8-R12; 25" Carisle 489	26 x 8-R14; 26" CST	26 x 9-R14; 26" Carisle PXT
25 x 11-R12; 25" Carisle 489	26 x 10-R14; 26" CST	26 x 11-R14; 26" Carisle PXT
12" Stamped Steel	14" Aluminium	14" Cast Aluminium
142.3 cm	142.3 cm	144.8 cm
344 kg	344 kg	426 kg
220.3 x 121.9 x 144.4 cm	220.3 x 121.9 x 144.4 cm	219.7 x 120.9 x 147.9 cm
27.9 cm	29.2 cm	28.5 cm
85.7 cm	85.7 cm	90.8 cm
25.5 L	25.5 L	19.9 L
41 kg / 82 kg	41 kg / 82 kg	55 kg / 110 kg
230 kg	230 kg	217 kg
556 kg	556 kg	680 kg
N.A.	N.A.	N.A.
Titanium Metallic	Titanium Metallic	Crimson Metallic





POLARIS SPORTSMAN		PERFORMANCE						
								
		SPORTSMAN® XP 1000 EPS L7e	SPORTSMAN® XP 1000 EPS Pre Egi RACE ONLY	SPORTSMAN® XP 1000 S EPS T3b	SPORTSMAN® XP 1000 S EPS L7e	SCRAMBLER® XP 1000 L7e	SCRAMBLER® XP 1000 S T3b	SCRAMBLER® XP 1000 S L7e
ENGINE & DRIVETRAIN	Engine Type	ProStar 952, 4-Stroke SOHC Twin Cylinder	ProStar 952, 4-Stroke SOHC Twin Cylinder	ProStar 952, 4-Stroke SOHC Twin Cylinder	ProStar 952, 4-Stroke SOHC Twin Cylinder	ProStar 952, 4-Stroke SOHC Twin Cylinder	ProStar 952, 4-Stroke SOHC Twin Cylinder	ProStar 952, 4-Stroke SOHC Twin Cylinder
	Drive System	High Performance Close Ratio On-Demand True AWD / 2WD	High Performance Close Ratio On-Demand True AWD / 2WD	High Performance Close Ratio On-Demand True AWD / 2WD	High Performance Close Ratio On-Demand True AWD / 2WD	High Performance Close Ratio On-Demand True AWD / 2WD	High Performance Close Ratio On-Demand True AWD / 2WD	High Performance Close Ratio On-Demand True AWD / 2WD
	Engine Braking System	Standard	Standard	Standard	Standard	Standard	Standard	Standard
	Active Descent Control	Standard	Standard	Standard	Standard	Standard	Standard	Standard
SUSPENSION	Front Suspension	Hi Clearance Arched Dual A-Arms; 22.9 cm Travel	Hi Clearance Arched Dual A-Arms; 29 cm Travel	Hi Clearance Arched Dual A-Arms; 29 cm Travel	Hi Clearance Arched Dual A-Arms; 29 cm Travel	Arched Dual A-Arm; 22.9 cm Travel	High Clearance Dual A-Arm; 29 cm Travel	High Clearance Dual A-Arm; 29 cm Travel
	Rear Suspension	Hi Clearance Arched Dual A-Arm, Rolled IRS; 26 cm Travel	Hi Clearance Arched Dual A-Arm, Rolled IRS; 35.5 cm Travel	Hi Clearance Arched Dual A-Arm, Rolled IRS; 35.5 cm Travel	Hi Clearance Arched Dual A-Arm, Rolled IRS; 35.5 cm Travel	Dual A-Arm, IRS; 26 cm Travel	High Clearance Dual A-Arm; 35.5 cm Travel	High Clearance Dual A-Arm; 35.5 cm Travel
TYRES & WHEELS	Front Tyres	26 x 8-R14; 26" CST	27 x 9-R14; 27" Duro E-Mark Power Grip II	27 x 9-R14; 27" Duro E-Mark Power Grip II	27 x 9-R14; 27" Duro E-Mark Power Grip II	26 x 8-R14; 26" CST	27 x 9-R12; 27" Duro E-Mark Power Grip II	27 x 9-R12; 27" Duro E-Mark Power Grip II
	Rear Tyres	26 x 10-R14; 26" CST	27 x 11-R14; 27" Duro E-Mark Power Grip II	27 x 11-R14; 27" Duro E-Mark Power Grip II	27 x 11-R14; 27" Duro E-Mark Power Grip II	26 x 10-R14; 26" CST	27 x 9-R12; 27" Duro E-Mark Power Grip II	27 x 9-R12; 27" Duro E-Mark Power Grip II
	Wheels	14" Cast Aluminium	14" Cast Aluminium	14" Cast Aluminium	14" Cast Aluminium	14" Cast Aluminium	14" Cast Aluminium	14" Cast Aluminium
DIMENSIONS & CAPACITIES	Wheelbase	134.6 cm	145.8 cm	145.8 cm	145.8 cm	134.9 cm	145.8 cm	145.8 cm
	Dry Weight	374 kg	450 kg	450 kg	450 kg	353 kg	417 kg	340 kg
	Overall Vehicle Size (L x W x H)	211.4 x 120.9 x 140.8 cm	234.9 x 144.2 x 143.5 cm	234.9 x 144.2 x 143.5 cm	224 x 144 x 130 cm	212 x 123.4 x 140.8 cm	226.1 x 142.7 x 143.4 cm	209.9x 141 x 137 cm
	Ground Clearance	29.2 cm	30.5 cm	30.5 cm	29.5 cm	29.2 cm	30.5 cm	29.5 cm
	Seat Height	94 cm	94 cm	94 cm	94 cm	89 cm	89 cm	89 cm
	Fuel Capacity	19.9 L	19.9 L	19.9 L	19.9 L	19.9 L	19.9 L	19.9 L
	Front / Rear Rack Capacity	55 kg / 110 kg	91 kg / 136 kg	91 kg / 136 kg	91 kg / 136 kg	11 kg / 23 kg	11 kg / 23 kg	11 kg / 23 kg
	Payload Capacity	261 kg	235 kg	235 kg	220 kg	131 kg	235 kg	260 kg
	Towing Capacity / Rating	680 kg	680 kg	830 kg	830 kg	170 kg	830 kg	830 kg
	Additional Accessories	Al. wheels	1024887 Weld-Bumper, RR, SWL	1024887 Weld-Bumper, RR, SWL	1024887 Weld-Bumper, RR, SWL	Handguards (2876846)	Handguards, Weld-Bumpers	Handguards, Weld-Bumpers
		Colours	Chalk Gloss	Chalk Gloss	Super Graphite	Super Graphite	Black Pearl	Radar Blue

POLARIS SPECIAL EDITIONS								
		SPORTSMAN® 570 EPS HUNTER EDITION T3b	SPORTSMAN® 570 EPS AGRI PRO T3b	SPORTSMAN® 570 EPS ÖHLINS SE T3b	SPORTSMAN® 570 EPS BLACK EDITION T3b	SPORTSMAN® 570 EPS MILITARY TAN T3b	SPORTSMAN® 570 EPS SP EU	SPORTSMAN® 570 EPS SP T3b
ENGINE & DRIVETRAIN	Engine Type	ProStar 570, 4-Stroke DOHC Single-Cylinder	ProStar 570, 4-Stroke DOHC Single Cylinder	ProStar 570, 4-Stroke DOHC Single-Cylinder	ProStar 570, 4-Stroke DOHC Single Cylinder	ProStar 570, 4-Stroke DOHC Single Cylinder	ProStar 570, 4-Stroke DOHC Single-Cylinder	ProStar 570, 4-Stroke DOHC Single Cylinder
	Drive System	On-Demand True AWD / 2WD	On-Demand True AWD / 2WD	On-Demand True AWD / 2WD	On-Demand True AWD / 2WD	On-Demand True AWD / 2WD	On-Demand True AWD / 2WD	On-Demand True AWD / 2WD
	Engine Braking System	Standard	Standard	Standard	Standard	Standard	Standard	Standard
	Active Descent Control	Not Equipped	Not Equipped	Not Equipped	Not Equipped	Not Equipped	Standard	Standard
SUSPENSION	Front Suspension	MacPherson Strut; 20.8 cm Travel	MacPherson Strut; 20.8 cm Travel	MacPherson Strut; 20.8 cm Travel	MacPherson Strut; 20.8 cm Travel	MacPherson Strut; 20.8 cm Travel	MacPherson Strut; 20.8 cm Travel	MacPherson Strut; 20.8 cm Travel
	Rear Suspension	Dual A-Arm, IRS; 24.1 cm Travel	Dual A-Arm, IRS; 24.1 cm Travel	Dual A-Arm, IRS; 24.1 cm Travel	Dual A-Arm, IRS; 24.1 cm Travel	Dual A-Arm, IRS; 24.1 cm Travel	Dual A-Arm, IRS; 24.1 cm Travel	Dual A-Arm, IRS; 24.1 cm Travel
TYRES & WHEELS	Front Tyres	26 x 8-R14; 26" CST	26 x 8-R14; 26" CST	26 x 8-R14; 26" CST	26 x 8-R14; 26" CST	26 x 8-R14; 26" CST	26 x 8-R14; 26" CST	26 x 8-R14; 26" CST
	Rear Tyres	26 x 10-R14; 26" CST	26 x 10-R14; 26" CST	26 x 10-R14; 26" CST	26 x 10-R14; 26" CST	26 x 10-R14; 26" CST	26 x 10-R14; 26" CST	26 x 10-R14; 26" CST
	Wheels	14" Aluminium	14" Aluminium	14" Aluminium	14" Aluminium	14" Aluminium	14" Aluminium	14" Aluminium
DIMENSIONS & CAPACITIES	Wheelbase	129.3 cm	129.3 cm	129.3 cm	129.3 cm	129.3 cm	129.3 cm	129.3 cm
	Dry Weight	360 kg	355 kg	378 kg	378 kg	357 kg	373 kg	361 kg
	Overall Vehicle Size (L x W x H)	210.8 x 121.2 x 145.4 cm	210.8 x 121.2 x 145.4 cm	210.8 x 121.2 x 145.4 cm	210.8 x 121.2 x 145.4 cm	210.8 x 121.2 x 145.4 cm	210.8 x 121.2 x 145.4 cm	210.8 x 121.2 x 145.4 cm
	Ground Clearance	34 cm	34 cm	34 cm	34 cm	34 cm	34 cm	34 cm
	Seat Height	90.1 cm	90.1 cm	90.1 cm	90.1 cm	90.1 cm	90.1 cm	90.1 cm
	Fuel Capacity	17 L	17 L	17 L	17 L	17 L	17 L	17 L
	Front / Rear Rack Capacity	41 kg / 82 kg	41 kg / 82 kg	41 kg / 82 kg	41 kg / 82 kg	41 kg / 82 kg	41 kg / 82 kg	41 kg / 82 kg
	Payload Capacity	191 kg	214 kg	196 kg	191 kg	191 kg	196 kg	196 kg
	Towing Capacity / Rating	680 kg	680 kg	680 kg	680 kg	680 kg	680 kg	680 kg
Additional Accessories		Brushguards FR+RR, rack extenders FR+RR, hand warmers, winch, AL. Wheels	Weld racks FR + RR, GPS gauge (Adjustable speed limiting/geofence)	AL. wheels, brushguard FR, handguards, front rack extender	AL wheels, Winch, front rack extender	AL wheels, Winch, front rack extender	Front rack extender	Front rack extender
Colours		Pursuit Camo	Sagebrush Green	Spirit Blue	Onyx Black	Military Tan	Sunset Red	Sunset Red



<div>POLARIS</div> <div>RANGER</div>		2-SEAT PETROL		3-SEAT PETROL				
		<div><div><div>L</div><div>T</div></div></div> <div>RANGER® 570</div> <div>EU</div>	<div><div><div>T</div></div></div> <div>RANGER® 570 EPS</div> <div>T1b</div>	<div><div><div>T</div></div></div> <div>RANGER® 1000 EPS</div> <div>EU</div>	<div><div><div>T</div></div></div> <div>RANGER® 1000 EPS</div> <div>T1b</div>	<div><div><div>T</div></div></div> <div>RANGER XP® 1000 EPS</div> <div>EU</div>	<div><div><div>T</div></div></div> <div>RANGER XP® 1000 EPS</div> <div>T1b</div>	
		Engine Type	ProStar 570, 4-Stroke DOHC Single-Cylinder	ProStar 570, 4-Stroke DOHC Single-Cylinder	ProStar 1000, 4-Stroke Twin Cylinder SOHC	ProStar 1000, 4-Stroke Twin Cylinder SOHC	ProStar 1000, 4-Stroke DOHC Twin Cylinder	ProStar 1000, 4-Stroke DOHC Twin Cylinder
		Drive System	On-Demand True AWD / 2WD / VersaTrac Turf Mode	On-Demand True AWD / 2WD / VersaTrac Turf Mode	Pro-Lock On-Demand AWD / 2WD / VersaTrac Turf Mode	Pro-Lock On-Demand AWD / 2WD / VersaTrac Turf Mode	Pro-Lock On-Demand AWD / 2WD / VersaTrac Turf Mode	Pro-Lock On-Demand AWD / 2WD / VersaTrac Turf Mode
		Engine Braking System	Not Equipped	Not Equipped	Not Equipped	Not Equipped	Standard	Standard
Active Descent Control	Not Equipped	Not Equipped	Not Equipped	Not Equipped	Standard	Standard		
SUSPENSION	Front Suspension	MacPherson Strut; 23cm Travel	MacPherson Strut; 23 cm Travel	Dual A-Arm; 25.4 cm Travel	Dual A-Arm; 25.4 cm Travel	Dual A-Arm; 27.9 cm Travel	Dual A-Arm; 27.9 cm Travel	
	Rear Suspension	Dual A-Arm, IRS; 26.8 cm Travel	Dual A-Arm, IRS; 26.8 cm Travel	Dual A-Arm, IRS; 25.4 cm Travel	Dual A-Arm, IRS; 25.4 cm Travel	Dual A-Arm, IRS; 27.9 cm Travel	Dual A-Arm, IRS; 27.9 cm Travel	
TYRES & WHEELS	Front Tyres	25 x 8-R12; 25" Carlisle AT489	25 x 8-R12; 25" Carlisle AT489	26 x 9-R12; 26" Polaris P-X-T	26 x 9-R12; 26" Polaris P-X-T	27 x 9-R14; 27" Pro Armor X-Terrain	27 x 9-R14; 27" Pro Armor X-Terrain	
	Rear Tyres	25 x 11-R12; 25" Carlisle AT489	25 x 11-R12; 25" Carlisle AT489	26 x 11-R12; 26" Polaris P-X-T	26 x 11-R12; 26" Polaris P-X-T	27 x 11-R14; 27" Pro Armor X-Terrain	27 x 11-R14; 27" Pro Armor X-Terrain	
	Wheels	12" Steel in Black	12" Steel in Black	12" Steel in Gloss Black	12" Steel in Gloss Black	14" Aluminium	14" Aluminium	
DIMENSIONS & CAPACITIES	Wheelbase	186 cm	186 cm	206 cm	206 cm	206 cm	206 cm	
	Dry Weight	548 kg	548 kg	676 kg	681 kg	770 kg	775 kg	
	Overall Vehicle Size (L x W x H)	279.8 x 144.5 x 186.8 cm	279.8 x 144.5 x 186.8 cm	305 x 158 x 193 cm	305 x 158 x 193 cm	305 x 158 x 196 cm	305 x 158 x 196 cm	
	Ground Clearance	25.8 cm	25.8 cm	30.5 cm	30.5 cm	33 cm	33 cm	
	Seating Capacity	2	2	3	3	3	3	
	Fuel Capacity	36 L	36 L	42.9 L	42.9 L	43.9 L	43.9 L	
	Bed Box Dimensions (L x W x H)	84 x 122 x 30.5 cm	84 x 122 x 30.5 cm	93 x 137 x 29 cm	93 x 137 x 29 cm	93 x 137 x 29 cm	93 x 137 x 29 cm	
	Rear Rack / Box Capacity	227 kg	227 kg	454 kg	454 kg	454 kg	454 kg	
	Payload Capacity	454 kg	454 kg	738 kg	598 kg	569 kg	569 kg	
Hitch Towing Rating	560 kg	560 kg	1,134 kg	1,134 kg	1,134 kg	1,134 kg		
FEATURES	Electronic Power Steering	Not Equipped	Standard	Standard	Standard	Standard	Standard	
	Adjustable Driver's Seat	Not Equipped	Not Equipped	Not Equipped	Not Equipped	Standard	Standard	
	Tilt Steering	Standard	Standard	Standard	Standard	Standard	Standard	
Colours	Sage Green	Sage Green	White Lightning	White Lightning	Azure Crystal	Azure Crystal		

<div>POLARIS</div> <div>RANGER</div>		6-SEAT PETROL				3-SEAT DIESEL			
		<div><div><div>T</div></div></div> <div>RANGER CREW® 1000 EPS</div> <div>MD (Pre-EGI)</div>	<div><div><div>T</div></div></div> <div>RANGER CREW® 1000 EPS</div> <div>T1b</div>	<div><div><div>T</div></div></div> <div>RANGER CREW® XP 1000 EPS</div> <div>MD (Pre-EGI)</div>	<div><div><div>T</div></div></div> <div>RANGER CREW® XP 1000 EPS</div> <div>T1b</div>	<div><div><div>T</div></div></div> <div>RANGER® DIESEL HD EPS</div> <div>EU</div>	<div><div><div>T</div></div></div> <div>RANGER® DIESEL HD EPS</div> <div>T1b</div>	<div><div><div>T</div></div></div> <div>RANGER® DIESEL DELUXE HD EPS</div> <div>T1b</div>	
		Engine Type	ProStar 1000, 4-Stroke Twin Cylinder SOHC	ProStar 1000, 4-Stroke Twin Cylinder SOHC	ProStar 1000, 4-Stroke DOHC Twin Cylinder	ProStar 1000, 4-Stroke DOHC Twin Cylinder	Kubota Diesel, 3-Cylinder Diesel	Kubota Diesel, 3-Cylinder Diesel	Kubota Diesel, 3-Cylinder Diesel
		Drive System	Pro-Lock On-Demand AWD / 2WD / VersaTrac Turf Mode	Pro-Lock On-Demand AWD / 2WD / VersaTrac Turf Mode	Pro-Lock On-Demand AWD / 2WD / VersaTrac Turf Mode	Pro-Lock On-Demand AWD / 2WD / VersaTrac Turf Mode	Pro-Lock On-Demand AWD / 2WD / VersaTrac Turf Mode	Pro-Lock On-Demand AWD / 2WD / VersaTrac Turf Mode	Pro-Lock On-Demand AWD / 2WD / VersaTrac Turf Mode
		Engine Braking System	Not Equipped	Not Equipped	Standard	Standard	Standard	Standard	Standard
Active Descent Control	Not Equipped	Not Equipped	Standard	Standard	Standard	Standard	Standard		
SUSPENSION	Front Suspension	Dual A-Arm; 25.4 cm Travel	Dual A-Arm; 25.4 cm Travel	Dual A-Arm; 27.9 cm Travel	Dual A-Arm; 27.9 cm Travel	Dual A-Arm; 27.9 cm Travel	Dual A-Arm; 27.9 cm Travel	Dual A-Arm; 27.9 cm Travel	
	Rear Suspension	Dual A-Arm, IRS; 25.4 cm Travel	Dual A-Arm, IRS; 25.4 cm Travel	Dual A-Arm, IRS; 27.9 cm Travel	Dual A-Arm, IRS; 27.9 cm Travel	Dual A-Arm, IRS; 27.9 cm Travel	Dual A-Arm, IRS; 27.9 cm Travel	Dual A-Arm, IRS; 27.9 cm Travel	
TYRES & WHEELS	Front Tyres	27 x 9-R14; 27" Maxxis MU521	27 x 9-R14; 27" Maxxis MU521	27 x 9-R14; 27" Pro Armor X-Terrain	27 x 9-R14; 27" Pro Armor X-Terrain	27 x 9-R14; 27" Pro Armor X-Terrain	27 x 9-R14; 27" Pro Armor X-Terrain	27 x 9-R14; 27" Pro Armor X-Terrain	
	Rear Tyres	27 x 11-R14; 27" Maxxis MU521	27 x 11-R14; 27" Maxxis MU521	27 x 11-R14; 27" Pro Armor X-Terrain	27 x 11-R14; 27" Pro Armor X-Terrain	27 x 11-R14; 27" Pro Armor X-Terrain	27 x 11-R14; 27" Pro Armor X-Terrain	27 x 11-R14; 27" Pro Armor X-Terrain	
	Wheels	14" Aluminium in Black	14" Aluminium in Black	14" Aluminium	14" Aluminium	14" Aluminium	14" Aluminium	14" Aluminium	
DIMENSIONS & CAPACITIES	Wheelbase	287 cm	287 cm	206 cm	206 cm	206 cm	206 cm	206 cm	
	Dry Weight	744 kg	744 kg	858 kg	858 kg	766 kg	766 kg	766 kg	
	Overall Vehicle Size (L x W x H)	386 x 158 x 193 cm	386 x 158 x 193 cm	386 x 158 x 196 cm	386 x 158 x 196 cm	305 x 158 x 196 cm	305 x 158 x 196 cm	305 x 158 x 196 cm	
	Ground Clearance	30.5 cm	30.5 cm	33 cm	33 cm	33 cm	33 cm	33 cm	
	Seating Capacity	6	6	6	6	3	3	3	
	Fuel Capacity	42.9 L	42.9 L	43.9 L	43.9 L	43.5 L	43.5 L	43.5 L	
	Bed Box Dimensions (L x W x H)	93 x 137 x 29 cm	93 x 137 x 29 cm	93 x 137 x 29 cm	93 x 137 x 29 cm	93 x 137 x 29 cm	93 x 137 x 29 cm	93 x 137 x 29 cm	
	Rear Rack / Box Capacity	454 kg	454 kg	454 kg	454 kg	435 kg	435 kg	435 kg	
	Payload Capacity	738 kg	738 kg	767 kg	767 kg	720 kg	720 kg	720 kg	
	Hitch Towing Rating	1,134 kg	1,134 kg	1,134 kg	1,134 kg	1,134 kg	1,134 kg	1,134 kg	
FEATURES	Electronic Power Steering	Standard	Standard	Standard	Standard	Standard	Standard	Standard	
	Adjustable Driver's Seat	Not Equipped	Not Equipped	Standard	Standard	Not Equipped	Not Equipped	Not Equipped	
	Tilt Steering	Standard	Standard	Standard	Standard	Standard	Standard	Standard	
Colours	White Lightning	White Lightning	Azure Crystal	Azure Crystal	Sagebrush Green	Sagebrush Green	Super Graphite		













POLARIS RANGER		3-SEAT ELECTIC			
ENGINE & DRIVETRAIN					
	Engine Type	Interior Permanent Magnet AC Motor, Lithium Ion, 14.9 kWh Nominal.	Interior Permanent Magnet AC Motor, Lithium Ion, 14.9 kWh Nominal.	Interior Permanent Magnet AC Motor, Lithium Ion, 29.8 kWh Nominal.	Interior Permanent Magnet AC Motor, Lithium Ion, 29.8 kWh Nominal.
	Drive System	High Performance On-Demand True AWD/2WD/ VersaTrac Turf Mode	High Performance On-Demand True AWD/2WD/ VersaTrac Turf Mode	High Performance On-Demand True AWD/2WD/ VersaTrac Turf Mode	High Performance On-Demand True AWD/2WD/ VersaTrac Turf Mode
	Engine Braking System	Regenerative Braking	Regenerative Braking	Regenerative Braking	Regenerative Braking
	Active Descent Control	Standard	Standard	Standard	Standard
SUSPENSION	Front Suspension	Dual A-Arm 10.0" (25.4 cm) Travel	Dual A-Arm 10.0" (25.4 cm) Travel	Dual A-Arm; 27.9 cm Travel	Dual A-Arm; 27.9 cm Travel
	Rear Suspension	Dual A-Arm, IRS 10.0" (25.4 cm) Travel	Dual A-Arm, IRS 10.0" (25.4 cm) Travel	Dual A-Arm, IRS; 27.9 cm Travel	Dual A-Arm, IRS; 27.9 cm Travel
TYRES & WHEELS	Front Tyres	29 x 9-14; PRO ARMOR X-TERRAIN	29 x 9-14; PRO ARMOR X-TERRAIN	29 x 9-14; PRO ARMOR X-TERRAIN	29 x 9-14; PRO ARMOR X-TERRAIN
	Rear Tyres	29 x 11-14; PRO ARMOR X-TERRAIN	29 x 11-14; PRO ARMOR X-TERRAIN	29 x 11-14; PRO ARMOR X-TERRAIN	29 x 11-14; PRO ARMOR X-TERRAIN
	Wheels	14" Aluminium	14" Aluminium	14" Aluminium	14" Aluminium
DIMENSIONS & CAPACITIES	Wheelbase	206 cm	206 cm	206 cm	206 cm
	Dry Weight	785 kg est.	900 kg est	785 kg est	900 kg est
	Overall Vehicle Size (L x W x H)	305 x 158 x 198 cm	305 x 158 x 198 cm	305 x 158 x 198 cm	305 x 158 x 198 cm
	Ground Clearance	35.5 cm	35.5 cm	35.5 cm	35.5 cm
	Seating Capacity	3	3	3	3
	Fuel Capacity	45 mile est. range	45 mile est. range	85 mile est. range	85 mile est. range
	Bed Box Dimensions (L x W x H)	93.3 x 137.8 x 31.75 cm	93.3 x 137.8 x 31.75 cm	93.3 x 137.8 x 31.75 cm	93.3 x 137.8 x 31.75 cm
	Rear Rack / Box Capacity	567 kg	567 kg	567 kg	567 kg
	Payload Capacity	680 kg	680 kg	680 kg	680 kg
	Hitch Towing Rating	1,134 kg	1,134 kg	1,134 kg	1,134 kg
FEATURES	Electronic Power Steering	Standard	Standard	Standard	Standard
	Adjustable Driver's Seat	Standard	Standard	Standard	Standard
	Tilt Steering	Standard	Standard	Standard	Standard
Colours		Icy White Pearl	Icy White Pearl	Icy White Pearl	Icy White Pearl



SPECIAL EDITIONS							
ENGINE & DRIVETRAIN	Engine Type	ProStar 570, 4-Stroke DOHC Single-Cylinder	ProStar 570, 4-Stroke DOHC Single-Cylinder	ProStar 1000, 4-Stroke Twin Cylinder SOHC	ProStar 1000, 4-Stroke DOHC Twin Cylinder	ProStar 1000, 4-Stroke DOHC Twin Cylinder	ProStar 1000, 4-Stroke DOHC Twin Cylinder
	Drive System	On-Demand True AWD / 2WD / VersaTrac Turf Mode	On-Demand True AWD / 2WD / VersaTrac Turf Mode	Pro-Lock On-Demand AWD / 2WD / VersaTrac Turf Mode	Pro-Lock On-Demand AWD / 2WD / VersaTrac Turf Mode	Pro-Lock On-Demand AWD / 2WD / VersaTrac Turf Mode	Pro-Lock On-Demand AWD / 2WD / VersaTrac Turf Mode
	Engine Braking System	Not Equipped	Not Equipped	Not Equipped	Standard	Standard	Standard
	Active Descent Control	Not Equipped	Not Equipped	Not Equipped	Standard	Standard	Standard
SUSPENSION	Front Suspension	MacPherson Strut; 23 cm Travel	MacPherson Strut; 23 cm Travel	Dual A-Arm; 25.4 cm Travel	Dual A-Arm; 27.9 cm Travel	Dual A-Arm; 27.9 cm Travel	Dual A-Arm; 27.9 cm Travel
	Rear Suspension	Dual A-Arm, IRS; 26.8 cm Travel	Dual A-Arm, IRS; 26.8 cm Travel	Dual A-Arm, IRS; 25.4 cm Travel	Dual A-Arm, IRS; 27.9 cm Travel	Dual A-Arm, IRS; 27.9 cm Travel	Dual A-Arm, IRS; 27.9 cm Travel
TYRES & WHEELS	Front Tyres	25 x 8-R12; 25" Carlisle AT489	25 x 8-R12; 25" Carlisle AT489	27 x 9-R12; 27" Maxxis MU51	27 x 9-14; 27" Pro Armor X Terrain	27 x 9-14; 27" Pro Armor X Terrain	27 x 9-14; 27" Pro Armor X Terrain
	Rear Tyres	25 x 11-R12; 25" Carlisle AT489	25 x 11-R12; 25" Carlisle AT489	27 x 11-R12; 27" Maxxis MU51	27 x 11-14; 27" Pro Armor X Terrain	27 x 11-14; 27" Pro Armor X Terrain	27 x 11-14; 27" Pro Armor X Terrain
	Wheels	12" Steel	12" Aluminium	12" Aluminium	14" Aluminium	14" Aluminium	14" Aluminium
DIMENSIONS & CAPACITIES	Wheelbase	186 cm	186 cm	206 cm	206 cm	206 cm	206 cm
	Dry Weight	548 kg	566 kg	685.8 kg	770 kg	775 kg	796 kg
	Overall Vehicle Size (L x W x H)	279.8 x 144.5 x 186.8 cm	279.8 x 144.5 x 186.8 cm	305 x 158 x 193 cm	305 x 158 x 196 cm	305 x 158 x 196 cm	305 x 158 x 196 cm
	Ground Clearance	25.8 cm	25.8 cm	30.5 cm	33 cm	33 cm	33 cm
	Seating Capacity	2	2	3	3	3	3
	Fuel Capacity	36 L	36 L	42.9 L	43.9 L	43.9 L	43.9 L
	Bed Box Dimensions (L x W x H)	83.8 x 122 x 30.5 cm	83.8 x 122 x 30.5 cm	93 x 137 x 29 cm	93 x 137 x 29 cm	93 x 137 x 29 cm	93 x 137 x 29 cm
	Rear Rack / Box Capacity	227 kg	227 kg	454 kg	454 kg	454 kg	454 kg
	Payload Capacity	454 kg	454 kg	598 kg	596 kg	564 kg	543 kg
	Hitch Towing Rating	560 kg	560 kg	1,134 kg	1,134 kg	1,134 kg	1,134 kg
FEATURES	Electronic Power Steering	Standard	Standard	Standard	Standard	Standard	Standard
	Adjustable Driver's Seat	Not Equipped	Not Equipped	Standard	Standard	Standard	Standard
	Tilt Steering	Standard	Standard	Standard	Standard	Standard	Standard
Colours		Pursuit Camo	Black Pearl	Black Pearl	Pursuit Camo	Pursuit Camo	Black Pearl




<div>POLARIS</div> <div>RZR</div>		TRAIL		XTREME PERFORMANCE		CREW	
		<div>T</div> 	<div>T</div> 	<div>T</div> 	<div>T</div> 	<div>T</div> 	
		RZR® TRAIL S 1000 PREMIUM EPS (60'') EU	RZR® TRAIL S 1000 PREMIUM EPS (60'') T1b	RZR® XP 1000 EPS (64'') EU	RZR® XP 1000 EPS (64'') T1b	RZR® XP 4 1000 EPS (64'') T1b	
ENGINE & DRIVETRAIN	Engine Type	ProStar 1000, 4-Stroke DOHC Twin Cylinder	ProStar 1000, 4-Stroke DOHC Twin Cylinder	ProStar 1000, 4-Stroke DOHC Twin Cylinder	ProStar 1000, 4-Stroke DOHC Twin Cylinder	ProStar 1000, 4-Stroke DOHC Twin Cylinder	
	Drive System	High Performance On-Demand True AWD/2WD/VersaTrac Turf Mode	High Performance On-Demand True AWD/2WD/VersaTrac Turf Mode	High Performance True On-Demand AWD/2WD	High Performance True On-Demand AWD/2WD	High Performance True On-Demand AWD/2WD	
	Fuel System	EFI	EFI	EFI	EFI	EFI	
SUSPENSION	Front Suspension	Dual A-Arm; 31.1 cm Travel	Dual A-Arm; 31.1 cm Travel	Dual A-Arm; 40.6 cm Travel	Dual A-Arm; 40.6 cm Travel	Dual A-Arm; 40.6 cm Travel	
	Premium Suspension	Fox 2.0 Podium Shocks	Fox 2.0 Podium Shocks	Walker Evans Needle Shocks	Walker Evans Needle Shocks	Walker Evans Needle Shocks	
	Rear Suspension	Dual A-Arm IRS; 33.5 cm Travel	Dual A-Arm IRS; 33.5 cm Travel	IRS, Trailing Arms; 45.7 cm Travel	IRS, Trailing Arms; 45.7 cm Travel	IRS, Trailing Arms; 45.7 cm Travel	
TYRES & WHEELS	Front Tyres	27 x 9-R12; 27" GBC Dirt Commander	27 x 9-R12; 27" GBC Dirt Commander	29 x 9-R14; 29" Maxxis Bighorn	29 x 9-R14; 29" Maxxis Bighorn	29 x 9-R14; 29" Maxxis Bighorn	
	Rear Tyres	27 x 11-R12; 27" GBC Dirt Commander	27 x 11-R12; 27" GBC Dirt Commander	29x11-R14; 29" Maxxis Bighorn	29x11-R14; 29" Maxxis Bighorn	29x11-R14; 29" Maxxis Bighorn	
	Wheels	Cast Aluminium	Cast Aluminium	Cast Aluminium	Cast Aluminium	Cast Aluminium	
DIMENSIONS & CAPACITIES	Wheelbase	201 cm	201 cm	228.6 cm	228.6 cm	297.2 cm	
	Dry Weight	598 kg	598 kg	626 kg	658 kg	737 kg	
	Overall Vehicle Size (L x W x H)	272.8 x 152.4 x 176 cm	272.8 x 152.4 x 176 cm	302.2 x 162.6 x 187.3 cm	302.2 x 162.6 x 187.3 cm	370.8 x 162.6 x 187.3 cm	
	Ground Clearance	31.8 cm	31.8 cm	34.3 cm	34.3 cm	34.3 cm	
	Fuel Capacity	36 L	36 L	36 L	36 L	36 L	
	Rear Rack / Box Capacity	136 kg	136 kg	136 kg	136 kg	136 kg	
	Payload Capacity	336 kg	336 kg	336 kg	336 kg	408 kg	
	Headlights	LED, ECE	LED, ECE	LED, ECE	LED, ECE	LED, ECE	
FEATURES	Adjustable Driver's Seat	Standard	Standard	Standard	Standard	Standard	
	Tilt Steering	Standard	Standard	Standard	Standard	Standard	
Colours		Ghost Grey	Ghost Grey	Indy Red	Indy Red	Indy Red	







<div>POLARIS</div> <div>RZR</div>		WIDE OPEN				
		<div>L</div> 	<div>L</div> 	<div>L</div> 	<div>L</div> 	<div>L</div> 
		RZR® Turbo R Sport (74") [Pre Egi RACE ONLY]	RZR® Turbo R Sport (74") [L7e]	RZR® Turbo R Ultimate (74") [Pre Egi RACE ONLY]	RZR® Turbo R Ultimate (74") [L7e]	RZR PRO R ULTIMATE (74") [Pre Egi RACE ONLY]
		Engine Type	ProStar Turbo, 4-Stroke DOHC Twin Cylinder, Turbo-charged	ProStar Turbo, 4-Stroke DOHC Twin Cylinder, Turbo-charged	ProStar Turbo, 4-Stroke DOHC Twin Cylinder, Turbo-charged	ProStar Turbo, 4-Stroke DOHC Twin Cylinder, Turbo-charged
Drive System	Isolated Xtreme Performance True On-Demand AWD/2WD	Isolated Xtreme Performance True On-Demand AWD/2WD	Isolated Xtreme Performance True On-Demand AWD/2WD	Isolated Xtreme Performance True On-Demand AWD/2WD	Isolated Xtreme Performance True On-Demand AWD/2WD	
Fuel System	EFI	EFI	EFI	EFI	EFI	
SUSPENSION	Front Suspension	Dual A-Arm; 68.6 cm Travel	Dual A-Arm; 68.6 cm Travel	Dual A-Arm; 68.6 cm Travel	Dual A-Arm; 68.6 cm Travel	Dual A-Arm; 56.5 cm Travel
	Premium Suspension	Walker Evans 2.5" Velocity Needle Shocks w/ 16-Position Adjustable Clickers	Walker Evans 2.5" Velocity Needle Shocks w/ 16-Position Adjustable Clickers	Fox 3.0" Live Valve x2 Internal Bypass	Fox 3.0" Live Valve x2 Internal Bypass	Fox 3.0" Live Valve x2 Internal Bypass
	Rear Suspension	IRS, Trailing Arms; 56.9 cm Travel	IRS, Trailing Arms; 56.9 cm Travel	IRS, Trailing Arms; 56.9 cm Travel	IRS, Trailing Arms; 56.9 cm Travel	IRS, Trailing Arms; 62.2 cm Travel
TYRES & WHEELS	Front Tyres	32 x 10-15; 32" Maxxis Rampage Coyote	32 x 10-15; 32" Maxxis Rampage Coyote	32 x 10-15; 32" Maxxis Rampage Fury	32 x 10-15; 32" Maxxis Rampage Fury	32 x 10-15; 32" Maxxis Rampage Fury
	Rear Tyres	32 x 10-15; 32" Maxxis Rampage Coyote	32 x 10-15; 32" Maxxis Rampage Coyote	32 x 10-15; 32" Maxxis Rampage Fury	32 x 10-15; 32" Maxxis Rampage Fury	32 x 10-15; 32" Maxxis Rampage Fury
	Wheels	Painted Cast Aluminium Rim with 5 Lug Pattern	Painted Cast Aluminium Rim with 5 Lug Pattern	Painted Cast Aluminium Rim with 5 Lug Pattern	Painted Cast Aluminium Rim with 5 Lug Pattern	Painted Cast Aluminium Rim with 5 Lug Pattern
DIMENSIONS & CAPACITIES	Wheelbase	244 cm	244 cm	244 cm	244 cm	265.4 cm
	Dry Weight	881 kg	881 kg	913 kg	913 kg	992 kg
	Overall Vehicle Size (L x W x H)	325 x 188 x 189 cm	325 x 188 x 189 cm	325 x 188 x 189 cm	325 x 188 x 189 cm	347 x 188 x 185 cm
	Ground Clearance	40.6 cm	40.6 cm	40.6 cm	40.6 cm	40.6 cm
	Fuel Capacity	45.4 L	45.4 L	45.4 L	45.4 L	45.4 L
	Rear Rack / Box Capacity	136 kg	136 kg	136 kg	136 kg	136 kg
	Payload Capacity	335.6 kg	335.6 kg	335.6 kg	335.6 kg	336 kg
	Headlights	Signature White LED	Signature White LED	Signature White LED	Signature White LED	Signature White LED
FEATURES	Adjustable Driver's Seat	Standard	Standard	Standard	Standard	Standard
	Tilt Steering	Standard	Standard	Standard	Standard	Standard
Colours	Onyx Black Smoke	Onyx Black Smoke	Orange Burst	Orange Burst	Azure Crystal	



<div>POLARIS</div> <div>RZR®</div>		PRO PERFORMANCE				
		<div><div>L</div></div>	<div><div>L</div></div>	<div><div>L</div></div>	<div><div>L</div></div>	
		RZR® PRO XP® SPORT (64") [Pre Egi RACE ONLY]	RZR® PRO XP® SPORT (64") L7e	RZR® PRO XP® ULTIMATE (64") [Pre Egi RACE ONLY]	RZR® PRO XP® ULTIMATE (64") L7e	
		Engine Type	ProStar Turbo, 4-Stroke DOHC Twin Cylinder Turbo-charged	ProStar Turbo, 4-Stroke DOHC Twin Cylinder Turbo-charged	ProStar Turbo, 4-Stroke DOHC Twin Cylinder Turbo-charged	ProStar Turbo, 4-Stroke DOHC Twin Cylinder Turbo-charged
		Drive System	Isolated Xtreme Performance True On-Demand AWD/2WD	Isolated Xtreme Performance True On-Demand AWD/2WD	High Performance True On-Demand AWD/2WD	Isolated Xtreme Performance True On-Demand AWD/2WD
Fuel System	EFI	EFI	EFI	EFI		
SUSPENSION	Front Suspension	Dual A-Arm; 43.2 cm Travel	Dual A-Arm; 43.2 cm Travel	Dual A-Arm; 43.2 cm Travel	Dual A-Arm; 43.2 cm Travel	
	Premium Suspension	Fox 2.0 Podium X Shocks	Fox 2.0 Podium X Shocks	FOX 2.5 Podium Shocks w/ Live Valve (Electronically Controlled Damping)	FOX 2.5 Podium Shocks w/ Live Valve (Electronically Controlled Damping)	
	Rear Suspension	IRS, Trailing Arms; 50.8 cm Travel	IRS, Trailing Arms; 50.8 cm Travel	IRS, Trailing Arms; 50.8 cm Travel	IRS, Trailing Arms; 50.8 cm Travel	
TYRES & WHEELS	Front Tyres	30 x 9 R14; 30" Maxxis Carnivore	30 x 10 R14; 30" Terra Hook	30 x 9 R14; 30" Maxxis Carnivore	30 x 10 R14; 30" Terra Hook	
	Rear Tyres	30 x 11 R14; 30" Maxxis Carnivore	30 x 10 R14; 30" Terra Hook	30 x 11 R14; 30" Maxxis Carnivore	30 x 10 R14; 30" Terra Hook	
	Wheels	Cast Aluminium	Cast Aluminium	Cast Aluminium	Cast Aluminium	
DIMENSIONS & CAPACITIES	Wheelbase	244 cm	244 cm	243.8 cm	244 cm	
	Dry Weight	810 kg	660 kg	810 kg	660 kg	
	Overall Vehicle Size (L x W x H)	320 x 162.6 x 182.1 cm	320 x 162.6 x 182.1 cm	320 x 162.6 x 182.1 cm	320 x 162.6 x 182.1 cm	
	Ground Clearance	36.8 cm	36.8 cm	36.8 cm	36.8 cm	
	Fuel Capacity	45.4 L	45.5 L	45.5 L	45.4 L	
	Rear Rack / Box Capacity	136 kg	136 kg	136 kg	136 kg	
	Payload Capacity	336 kg	336 kg	336 kg	390 kg	
Headlights	Signature White LED	Signature White LED	Signature White LED	Signature White LED		
FEATURES	Adjustable Driver's Seat	Standard	Standard	Standard	Standard	
	Tilt Steering	Standard	Standard	Standard	Standard	
Colours	Ghost Grey	Ghost Grey	Sunset Red	Sunset Red		

GENERAL		2-SEAT
ENGINE & DRIVETRAIN		<div><div><div>A</div><div>T</div></div></div>
	Engine Type	ProStar 1000; 4-Stroke DOHC Twin Cylinder
	Drive System	High Performance On-Demand True AWD / 2WD / VersaTrac Turf Mode
	Engine Braking System	Not Equipped
SUSPENSION	Front Suspension	Dual A-Arm; 31.1 cm Travel
	Shocks	FOX® 2.0 PODIUM QS3
	Rear Suspension	Dual A-Arm, IRS; 33.5 cm Travel
TYRES & WHEELS	Front Tyres	27 x 9-R14; 27" Maxxis Coronado
	Rear Tyres	27 x 11-R14; 27" Maxxis Coronado
	Wheels	Cast Aluminium
DIMENSIONS & CAPACITIES	Wheelbase	206 cm
	Dry Weight	700 kg
	Overall Vehicle Size (L x W x H)	300 x 158.7 x 190.5 cm
	Ground Clearance	30.5 cm
	Fuel Capacity	35.9 L
	Rear Rack / Box Capacity	272 kg
	Payload Capacity	499 kg
FEATURES	Tilt Steering	Standard
	Electronic Power Steering	Standard
	Additional Accessories	Sport Low Profile Front Bumper, ProFit Sport Roof, Premium 8-Speaker Bluetooth AM/FM Soundbar, Convex Rear View Mirror
Colours		Stealth Grey

YOUTH

ENGINE							
		OUTLAW 70 EFI	OUTLAW 110 EFI	SPORTSMAN® 110 EFI	PHOENIX® 200	RZR® 200 EFI	RANGER® 150 EFI
		MD	MD	MD	MD	MD	MD
		Age	6+	10+	10+	14+	10+
DRIVETRAIN & SUSPENSION		Engine Type	70cc, 4-Stroke, Single-Cylinder	112cc, 4-Stroke, Single-Cylinder	112cc, 4-Stroke, Single-Cylinder	196cc, 4-Stroke, Single-Cylinder	180cc, 4-Stroke Single-Cylinder
		Fuel System	EFI	EFI	EFI	Carbureted	EFI
		Cooling	Air	Air	Air	Air	Air / Oil
TYRES & WHEELS		Transmission / Final Drive	Automatic, Forward only, CVT	Automatic PVT F / N / R; O-Ring Chain	Automatic PVT F / N / R; O-Ring Chain	Automatic PVT F / N / R; Chain	Automatic PVT F / N / R; Chain
		Drive System	2WD, Chain	2WD	2WD	2WD	2WD
		Front Suspension	Single A-Arm; 10.2 cm Travel	Single A-Arm; 12.7 cm Travel	Single A-Arm; 12.7 cm Travel	Dual A-Arm; 17.8 cm Travel	Dual A-Arm; 13 cm Travel
		Rear Suspension	Mono-Shock Swingarm; 10.2 cm Travel	Mono-Shock Swingarm; 15.2 cm Travel	Mono-Shock Swingarm; 15.2 cm Travel	Mono-Shock Swingarm; 16.5 cm Travel	Independent rear suspension; 17.8 cm Travel
TYRES & WHEELS		Front Tyres	18 x 7, R8; 18" Obor	19 x 7-8; Duro®	19 x 7-8; Duro®	21 x 7-10; Duro®	24 x 8 - 12" CST
		Rear Tyres	18 x 8, R8; 18" Obor	18 x 9.5-8; Duro®	18 x 9.5-8; Duro®	20 x 10-9; Duro®	24 x 10 - 12" CST
		Wheels	Stamped Steel	Stamped Steel	Stamped Steel	Stamped Steel	10" Steel in Gloss Black
DIMENSIONS & CAPACITIES		Wheelbase	95.9 cm	105.4 cm	105.4 cm	114.3 cm	165.1 cm
		Dry Weight	126 kg	126 kg	131 kg	191 kg	305 kg
		Overall Vehicle Size (L x W x H)	142.2 x 90.2 x 89.5 cm	155.6 x 93.3 x 97.8 cm	156.8 x 93.3 x 97.8 cm	165.1 x 106.7 x 106.7 cm	225.6 x 121.9 x 151.2 cm
		Ground Clearance	10.2 cm	10.2 cm	10.2 cm	14.5 cm	20.3 cm
		Seat Height	65.4 cm	68.6 cm	68.6cm	81.3 cm	Adjustable
		Fuel Capacity	5.8 L	7.2 L	11 L	9.5 L	9.5 L
		Rear Rack / Box Capacity	11.3 kg	N.A.	6.8 / 13.6 kg	N.A.	22.7 kg
DIMENSIONS & CAPACITIES		Payload Capacity	63.5 kg	82 kg	102 kg	97.5 kg	170 kg
		Colours	White/Red	Avalanche Gray/Lime Squeeze	Velocity Blue	Avalanche Gray	White Lightning/Red
							Sage Green



OIL

PS-4 FORMULATIONS  
BEST PROTECTION  
BEST PERFORMANCE



Our new PS-4 5W-50 formulation and PS-4 Extreme Synthetic 0W-50 have been designed to provide the best fluid technologies for long lasting wear protection. These formulations include a new Polaris exclusive additive system to keep the engine cleaner from deposit build-up to maximize power and powersports-grade synthetic base stocks that provide the ultimate in engine protection.

PS-4 5W-50  
FULL-SYNTHETIC OIL

Optimal for ambient operating temperatures of -40° C to 38° C

» 1L	» 4L	» 25L	» 60L	» 200L
502484	502485	502486	502487	502488

PS-4 0W-50 EXTREME  
FULL-SYNTHETIC OIL

Optimal for ambient operating temperatures of -43° C to 54° C


» 1L	» 4L	» 25L	» 60L	» 200L
503220	503221	503233	503236	503235

OIL CHANGE KITS

These convenient kits include everything needed including filter and oil volume per vehicle

PART NUMBER	VEHICLE FITMENT
502541	SINGLE 570, TWIN 600, TWIN 700, TWIN 800
502543	RANGER/RZR 900/1000
502542	SPORTSMAN 550/850/1000

ENGINE WEAR TEST  
LOWER NUMBER = LESS WEAR OF CRITICAL ENGINE PARTS  
LESS WEAR MEANS LONGER ENGINE LIFE



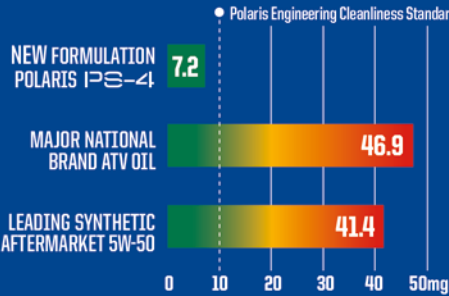
ASTM D4172. In 3rd party against 11 competitive products Polaris had 40% or better wear protection compared to all of the test products.

THE BEST PROTECTION

- At least 40% improved wear protection compared to previous Polaris PS-4 formulation and all aftermarket oils tested

Best engine protection against wear for the longest engine life.

DEPOSIT TEST  
LOWER DEPOSITS = MAXIMUM POWER



ASTM D6335. In 3rd party against 9 competitive products Polaris PS-4 had less than half the deposits compared to the next closest product. No other tested products met Polaris Engineering standards for deposit cleanliness.

MAXIMUM PERFORMANCE

- New improved PS-4 formulation provides 33% less deposits than previous PS-4 formula
- At least 50% less deposits than all aftermarket oils tested

The cleanest engine for maximum power and performance!



Our new PS-4 Extreme Synthetic 0W-50 formulation applies only to the **absolute highest performance** products we sell, for ultimate protection and performance in the most extreme conditions.



- Our best extreme high temp formulation, excellent for severe high temperatures and for racing, even at temps over 54°C.

- Provides easier starting and cold temperature protection, even to extreme cold temps of below -42°C.

- Latest in premium synthetic PAO and Ester base stocks along with careful balance of moly and ZDDP additives for ultimate long lasting wear protection.

- Polaris exclusive clean engine additive system reduces deposits and carbon build-up for peak performance and power.



POLARIS INVESTS  
IN EACH OIL AT  
AND ABOVE  
THESE LEVELS

12+ DEDICATED  
TEAM MEMBERS

FOCUSED ON  
POLARIS OIL

18+  
MONTHS

DEVELOPMENT  
& TESTING

76,000+  
HOURS

DYNO TESTING

3.5 MILLION+  
KILOMETERS

FIELD TESTING



## APPAREL

### GEAR UP FOR YOUR ADVENTURE

Adventure invites you to gear up and make the most out of every moment, through the thrills, the fun and the memories. Live boldly on and off the trail with Polaris apparel and represent the brand that helps you get outside, stay outside, and **THINK OUTSIDE.**

**Men's Apparel**

**Women's Apparel**

**Racing Apparel**

**Technical Apparel**

**Heated Apparel**

**Jerseys**

**Baseball Caps**

**Helmets**

**Gloves**

**Goggles**

**Collectibles**



POLARIS

101



# NOTES







**POLARISGERMANY.DE**  
**POLARISAUSTRIA.AT**

**POLARIS**



Specification correct at time of print. Polaris reserve the right to amend specifications without prior notice.

Warning: Polaris off-road vehicles can be hazardous to operate and are not intended for on-road use. Driver must be at least 16 years old with a valid driver's license to operate. Passengers, if permitted, must be at least 12 years old. ALL riders should always wear helmets, eye protection and protective clothing. Always use seat belts and cab nets or doors (as equipped). Never engage in stunt driving, and avoid excessive speeds and sharp turns. Riding and alcohol/drugs don't mix. All riders should take a safety training course. Availability varies by market; contact your local dealer for availability. Check local laws before riding on trails. ©2021 Polaris Industries Inc.

Youth models have special age restrictions. The Polaris RZR 170 and ACE 150 are intended for operators ages 10 and older; 50-cc ATV models are intended for operators ages 6 and over; 110-cc ATV models are intended for operators ages 10 and older; and the 200-cc ATV is intended for operators age 14 and older. All Polaris youth vehicles require adult supervision at all times for operators under age 16.

Unless noted, trademarks are the property of Polaris Industries Inc. Bluetooth® is a registered trademark of Bluetooth Sig. Inc. Rockford Fosgate® is a registered trademark of Rockford Corporation. Maxxis® is a registered trademark of Cheng Shin Rubber Ind. Co., Ltd. MB Quart® is a registered trademark of Maxxsonics USA Inc. Duro® is a registered trademark of HWA Fong Rubber (USA) Inc. DBA Duro Tire & Wheel Corp. Carhartt® is a registered trademark of Carhartt, Inc. Sachs® and ZF® are registered trademarks of ZF FRIEDRICHSHAFEN AG. FOX® is a registered trademark of Fox Factory Inc. Rigid® is a trademark of JST Performance, LLC d/b/a Rigid Industries, LLC. Kolpin® is a registered trademark of Polaris Industries Inc. MACPHERSON® is a trademark of Aftermarket Auto Parts Alliance, Inc. Google Play® is a registered trademark of Google LLC. App Store® is a registered trademark of Apple Inc. Rhino-Grip® is a registered trademark of Polaris Industries Inc. ITP®, Terra Cross® and COYOTE® are registered trademarks of The Carlstar Group LLC. AgStar® is a registered trademark of Compeer Financial. COLDPLAY® is a registered trademark of COLDPLAY Chris Martin, Jon Buckland, Guy Berryman and Will Champion, all United Kingdom citizens. DIRT COMMANDER® is a registered trademark of Greenball Corporation. High Lifter® is a registered trademark of NIVEL PARTS & MANUFACTURING CO.; WALKER EVANS RACING® is a registered trademark of Walker Evans Enterprises Incorporated; Carlisle® is a registered trademark of CARLISLE INTANGIBLE, LLC. JBL® is a registered trademark of HARMAN INTERNATIONAL INDUSTRIES. "Always in my Head" and "A Sky Full of Stars" -COLDPLAY-GHOST STORIES

©2022 Polaris Industries Inc.

Version No. 19\_1122\_54

